



The **Bulldog** Rally

50 Years



NATIONAL A

SERVICE PACK

18 OCTOBER 2008

This document is proprietary to Wolverhampton & South Staffordshire Car Club Ltd. ("WSSCC Ltd."). It must not be reproduced in whole or in part without the consent in writing of WSSCC Ltd and then only on the condition that this notice is included in any such reproduction.
© Copyright 2008 Wolverhampton & South Staffordshire Car Club Ltd.. All rights reserved.

Sponsored By :- **Bulldog Security Products Ltd. Much Wenlock, Shropshire**
Organised By :- **Wolverhampton & South Staffordshire Car Club Ltd.**

NOTES FOR SERVICE CREWS	2
DESIGNATED SERVICE ROUTE	3
SERVICE AREA RISK MANAGEMENT.....	4
RALLY ROUTE BY MAP REFERENCE AND SCHEDULE.....	7
OSWESTRY TOWN MAP.....	8
SERVICE VAN ROUTE MAP	9
TULIP BOOK KEY.....	10
TULIP SERVICE ROUTE AND SERVICE AREA PLAN	12
STAGE MAPS	19

NOTES FOR SERVICE CREWS

Read these instructions carefully, and exercise care and courtesy when driving through towns and villages on route.

Each registered Service Vehicle is issued with a Rally Service Plate which must be affixed to the vehicle's windscreen. This plate will bear the letter 'S' and the number of the corresponding competitor receiving the Service Pack where practical.

Each Management vehicle will have similar plate but bearing the prefix 'M', to be fixed to the vehicle and be on display at all times.

Service Crews and Management Crews **MUST** follow the instructions given regarding Service Areas and the route between them. Any Competitor whose Service or Management Vehicle is *observed* in an OUT OF BOUNDS area will be penalised 10 minutes for the first offence and EXCLUSION from the results for the second offence; any competitors *receiving assistance* from a Service or Management Vehicle in an OUT OF BOUNDS area will be EXCLUDED on the **first offence**. (See Article 17.8)

All the above vehicles will be allowed in the main Service Area.

Time Controls are situated at the exit of each main service area and service crews must follow the instructions of marshals at these controls.

Regrouping will operate in service areas A and B to close up any gaps and keep the rally competitors together as much as possible.

Judges of Fact will be patrolling the road sections and service crews are reminded that their associated competing car may be penalised for any infringement of the servicing regulations – including excessive noise, bad driving manners, etc. (See Article 17.6)

In the event of their competitor retiring within a special stage, service crews may wait at the start of the stage until it closes and they will then be allowed to enter to retrieve the car under the supervision of the Stage Commander.

As usual the various Police Authorities will be observing the Rally and Speed checks may be expected during the event.

SERVICING & SERVICE AREA

Competitors are reminded that they are responsible for the conduct of their service crews.

ONLY vehicles registered with the organisers and visibly displaying their Service Plates will be allowed to enter the service area.

NO RALLY PLATE – NO ENTRY

Service Area Risk Management

Entrants, competitors and service crew members should be aware of their own and other people's safety and well being, when competing in motor sport.

- All entrants should have an environmental ground sheet in place before work commences on the vehicle
- All service vehicles should have an environmental spill kit, for use in the event of liquid spillage. (Competing cars should also carry such a kit)
- Fire extinguishers should be readily available at all times when vehicles are to be worked on, particularly in the event of any welding or grinding being carried out and when vehicles are being re-fuelled.
- Vehicles should be supported by axle stands, chassis sill stands or ramps, all with recommended base plates, when raised in the air by trolley or any other types of jacks. Engines should not be run when the vehicle is raised on stands. No other work on the Car should be attempted, when raising or lowering of the car is taking place.
- If re-fuelling is permitted in the service area, this should be the last operation to be carried out before the vehicles leave. The vehicle should be off any support stands, have all four wheels on the ground, have all work ceased and have no occupants when re-fuelling commences. Ideally re-fuelling should be by hand pumping, rather than from hand held containers.
- The crew concerned should contain spillages of any liquid immediately.

Storage & use of petroleum spirit

- Containers should comply with the relevant British Standard, should be marked "Petroleum Spirit - Highly Flammable" and kept from any source of ignition.
- All empty containers should be removed from the venue after the event.
- Petrol is to be used as fuel only, not for any other purpose.
- All vehicle refuelling is to take place in the open air. A "NO SMOKING" area should be enforced and an operative should be on standby with an appropriate fire extinguisher.
- Re-fuelling operatives, including those standing by with fire extinguishers, should ensure they are wearing protective clothing, including gloves and eye protection.

Hazardous Substances

- Some vehicle parts, for example brake & clutch linings contain asbestos. Competitors are encouraged to use non-asbestos substitutes where possible. Where asbestos is used, every effort should be made to prevent dust being released.
- Some mineral oils may cause skin cancers. Where contact does occur, contamination should be washed off immediately. The wearing of any contaminated clothing should be avoided.
- Other substances may cause ill health. Suppliers will have information about the possible effects of their products available on request.

Electrical Safety

- All electrical equipment should be maintained in a safe condition.
- Extension leads & cables should be neoprene, oil resistant flexible cable.

- All electrical equipment used externally should be weather proof and tools should be "double" or "all insulated" against electric shock.
- Electrical equipment and hand tools should not be used where flammable vapours are present.

Fire Precautions

- All competition and service vehicles should carry a suitable fire extinguisher.
- Special consideration should be made before lighting any cooking appliance.
- All sources of ignition should be kept away from any fuel store or re-fuelling area.
- Fire extinguishers should not be moved from their known location, other than when in use.
- In the event of any fire, a report should be made to the organisers of the event before leaving the venue.
- All entrants are encouraged to train their personnel in the correct fire prevention and treatment procedures.

Compressed Air Equipment

- Air blasts from over inflated tyres can cause severe injury. Tyres should not be inflated above the manufacturers recommended figures.
- Always stand clear when inflating tyres.
- Compressors and airlines should be inspected regularly.
- Compressed air cylinders should be stored and used to suppliers' recommendations.

General Working Practices

- All working area should be kept clean and tidy. All waste and spillage should be cleared up immediately, removed by the entrant at the end of the event and disposed of in a responsible manner.
- Trailing cables & hoses should not be allowed to create a trip hazard and should not run across access or roadways.
- Whenever vehicle engines are being run, adequate ventilation must be in place.
- All safety notices should be complied with
- Any personnel carrying out work should ensure that they adopt safe working practices at all times
- Service crews and competitors need to be aware of the long periods of exposure to cold, wet or heat, experienced while on location in service areas and dress accordingly.
- Children under 18 years of age are to be closely supervised and should not leave your designated area un accompanied. They are children and as such your responsibility.

Noise

- Exposure to excessive noise may result in hearing loss, or other complaints. These may be short term , or after prolonged exposure, permanent.
- Where exposure to noise is unavoidable, ear defenders should be worn.

Manual Handling

Lifting, carrying and propelling of loads by bodily force is a major cause of industrial injuries. All entrants are encouraged to train their personnel in safe manual handling techniques.

Waste

Entrants should remove all waste from the venue, including containers, packaging tyres, oils etc. They must be disposed of it in a responsible manner.

Vehicle Safety

- A 10 m.p.h. speed limit should be observed at all times in a service area, other than for emergency vehicles which may be attending an incident.
- There may be pedestrians in service areas. Special care must be taken in these circumstances, to avoid collisions.
- The unauthorised use of mopeds, motorcycles, scooters, gopeds, quads etc is forbidden in the service areas.
- Persons holding valid driving licences for that class of vehicle may only drive vehicles.

First Aid

Any person sustaining injury or illness should seek treatment from the event emergency services, by initially reporting to the Senior Official in charge of the service area, who will ensure the appropriate response.

Public Safety

Entrants and their associated personnel should act in a manner so as not to put either themselves or any other person at risk of injury.

Reporting

Reporting of Accidents & Incidents

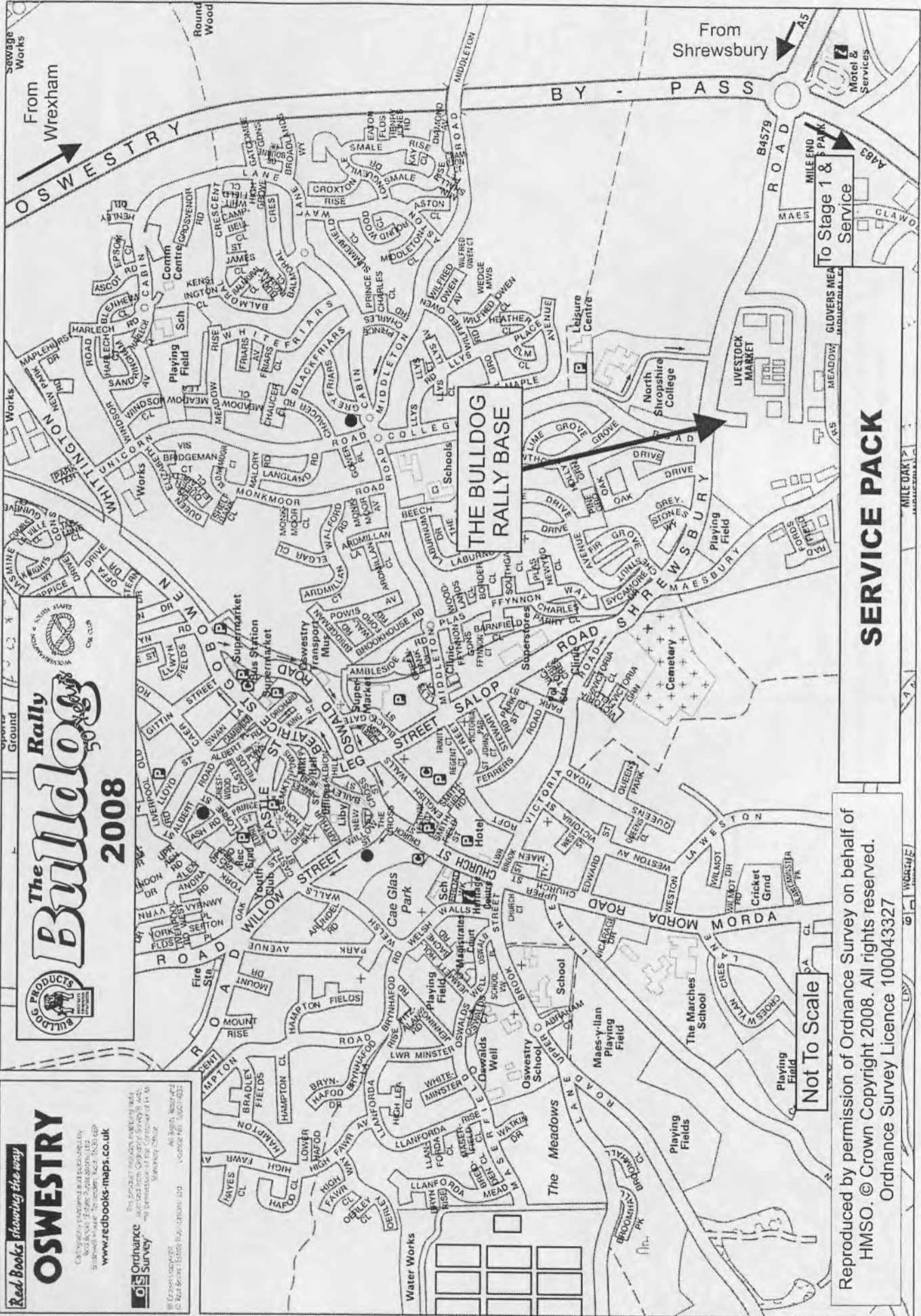
All accidents where any person sustains injury, or where damage to property occurs, should be reported immediately to the Senior Official in charge of the service area.

Further Regulations and Information

Entrants are reminded of their obligations to comply with the requirements of the appropriate sporting regulations at all times. These Guidance Notes should be read in conjunction with all relevant regulations.

RALLY ROUTE BY MAP REFERENCE

ROUTE	INFORMATION	MAP REFERENCE	APP	DEP	Car 1
MC0		126/ 300287	S	SE	08:00
via		309286	W	SW	
via		219202	E	W	
via		125/ 172184	NE	NW	
via		035½182	NE	S	
via		021½153	NW	W	
ATC1	Stage 1 – Dyfnant 1	019153	E	SW	08:52
FTC1		012148½	SW	NE	
PC1		029148	NW	SW	
via		010111½	NE	NW	
via		862½125½	NE	S	
via		845½099	SE	NW	
via		832104	SE	NNW	
ATC2	Stage 2 – Wolfone	821111	E	W	09:49
FTC2		124/ 804116	N	SW	
via		790107½	NE	SW	
PC2		770½099	N	S	
via		754075	N	NW	
TC2	Service A – Dolgellau	735181½	SW	W	10:39
MC2	Dolgellau service out	735181	E	SW	
via		845½099	SE	NW	
via		832104	SE	W	
ATC3	Stage 3 – Big Ray	813104	N	SW	11:56
FTC3		784075	NE	SW	
via		759062	E	SW	
PC3		757060½	NE	NW	
via		755060	NE	NW	
TC3	Service B – Dolgellau	735181½	SW	W	12:47
MC3	Dolgellau service out	735181	E	NE	
via		125/ 906323½	SW	SE	
ATC4	Stage 4 - Llangywer	925½309	NW		14:06
FTC4		955½322	NE		
via		956329½	SW	SE	
via		966324	NW	S	
PC4		956329½	SW	SE	
ATC5	Stage 5 – Penllyn	970320½	NW	SE	14:23
FTC5		953300	N	S	
via		964½242	NW	E	
PC5		032½190½	W	S	
via		035½182	NW	S	
via		021½153	NW	W	
ATC6	Stage 6 – Dyfnant 2	019153	E	SW	15:14
FTC6		012148½	SW	NE	
PC6		029148	NW	NE	
via		172184	NW	NE	
via		126/ 282241	NW	NE	
via		309286	SW	W	
MC6	Finish control	303287	E	S	16:21



The Bull Dog Rally 2008

BULL DOG PRODUCTS

THE BULLDOG RALLY BASE

SERVICE PACK

Not To Scale

Reproduced by permission of Ordnance Survey on behalf of HMSO. © Crown Copyright 2008. All rights reserved. Ordnance Survey Licence 100043327

Red Books showing the way

OSWESTRY

OS Ordnance Survey

© Crown Copyright 2008
© Red Books Ltd. All rights reserved. Licence No. 100043327



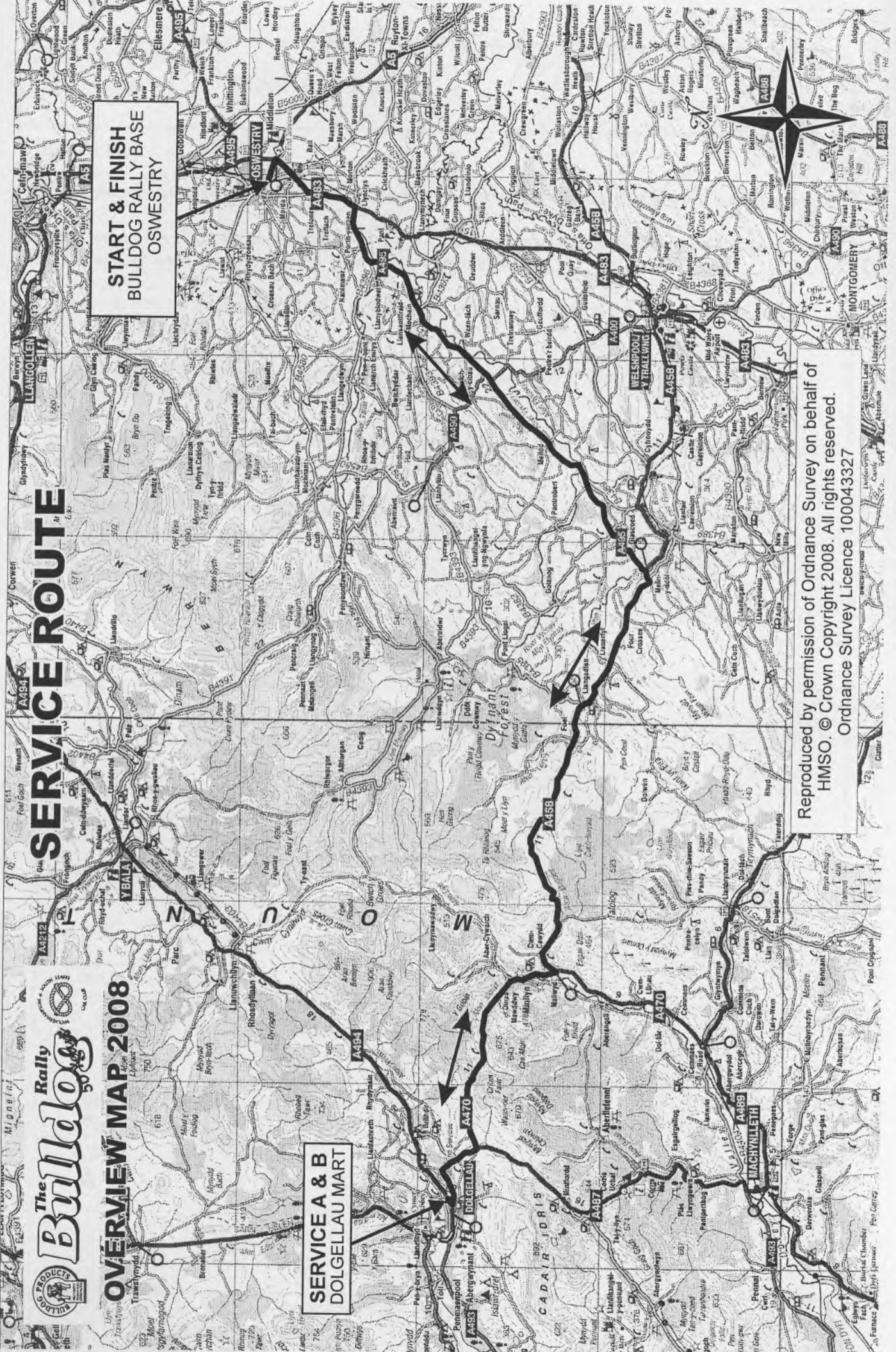
OVERVIEW MAP 2008

SERVICE ROUTE

**START & FINISH
BULLDOG RALLY BASE
OSWESTRY**

**SERVICE A & B
DOLGELLAU MART**

Reproduced by permission of Ordnance Survey on behalf of
HMSO. © Crown Copyright 2008. All rights reserved.
Ordnance Survey Licence 100043327



Introduction

The Roadbook describes the route for the whole rally, including Special Stages, by 'tulip' diagrams

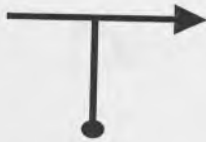
Junctions on the road sections where the route is obvious have not been included, competitors should simply continue on the road on which they are travelling.

The names quotes as appearing on a sign post were those present at the time of survey and cannot be guaranteed.


All speed limits, 'Give Way' and 'Stop' Junctions have been shown. Please observe them as the Police know you are coming.

Please drive carefully and quietly on Public Roads, especially near to forests as they are narrow and there are local residents who will be using them.


A thick black line in the right hand side of the information column indicates that Emergency Service is NOT permitted in these areas.

Key to Symbols Used in the Roadbook

Tulip'. Approach from the dot. Depart towards Arrowhead.



Sign Post - Enclosing directions to follow.



Sign Post - Enclosing Directions not to follow.



Traffic Island



Radio Point



Service



Doctor



Time Control



Traffic Lights



Passage Control



Bridge



Stage Start Control



Village or Town



Flying Finish



House or Building



Stage Finish Control



Telephone Kiosk



Speed Limit in
Miles per Hour



Care



Great Care



Give Way to main road



Extreme Care



Stop at Junction



Brow or Crest



No Entry


















Two Way Rally
Traffic



Petrol Available

BULLDOG RALLY BASE, OSWESTRY
To
SERVICE AREA, DOLGELLAU

Page	12
Dist.(Miles)	48.32
First Car Due	10:33

MILES		DIRECTION	INFORMATION	MILES to TC
TOTAL	INTERVAL			
0.00	0.00		 Zero Trip as Joining Main Road	48.32
0.51	0.51			47.81
1.57	1.06			46.75
3.96	2.39			44.36
4.19	0.23			44.13
6.06	1.87			42.26
8.44	2.38		 Llansantffraid-Ym-Mechain	39.88
9.19	0.75			39.13

BULLDOG RALLY BASE, OSWESTRY
To
SERVICE AREA, DOLGELLAU

Page 13

















Dist.(Miles) 48.32

First Car Due 10:33

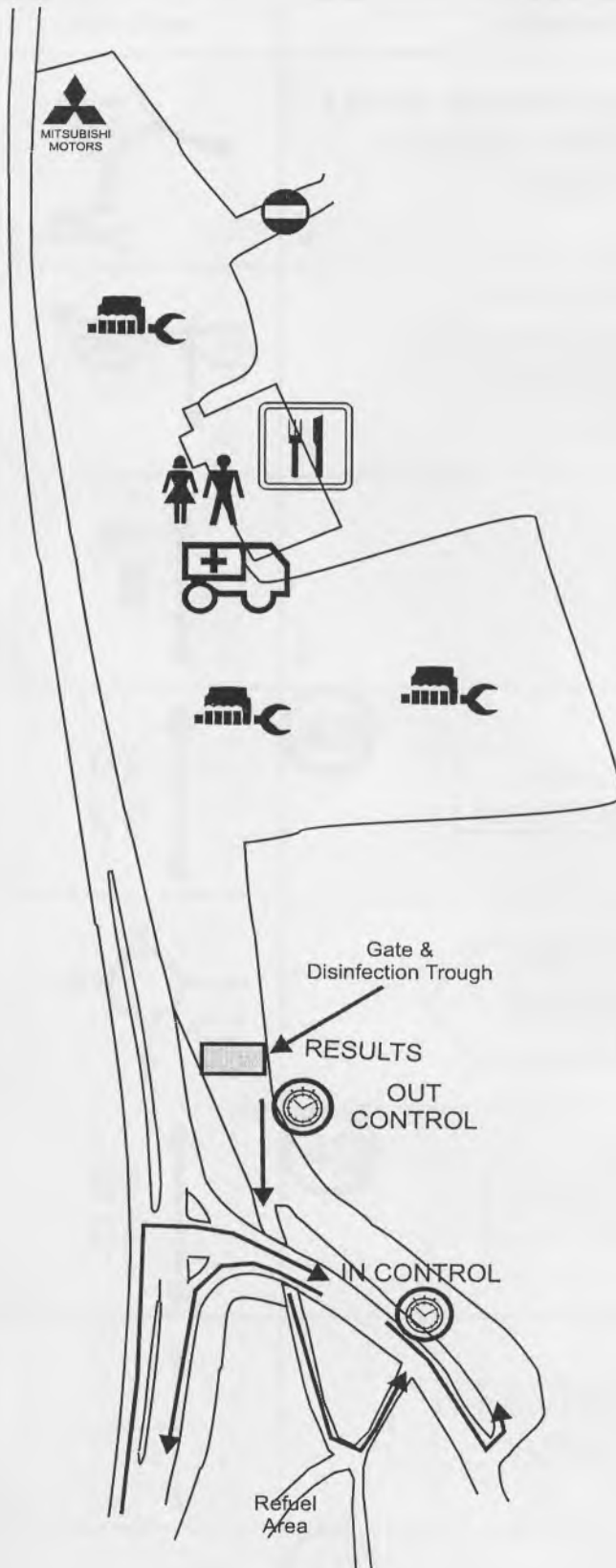
MILES		DIRECTION	INFORMATION	MILES to TC
TOTAL	INTERVAL			
11.96	2.77			36.36
12.14	0.18			36.18
15.11	2.97			33.21
16.86	1.75			31.46
17.56	0.70			30.76
21.36	3.80			26.96
24.63	3.27			23.69
26.55	1.92			21.77

BULLDOG RALLY BASE, OSWESTRY
To
SERVICE AREA, DOLGELLAU

Page	14
Dist.(Miles)	48.32
First Car Due	10:33

MILES		DIRECTION	INFORMATION	MILES to TC
TOTAL	INTERVAL			
26.81	0.26		DOLGELLAU A458 MACHYNLLETH 	21.51
27.92	1.11		 FOEL	20.40
37.45	9.53			10.87
37.55	0.10		DOLGELLAU A470 	10.77
38.37	0.82		 DINAS MAWDDWY	9.95
48.23	9.86		BALA A494  	0.09
48.32	0.09		Enter Service Area - DO NOT STOP IN CONTROL 	0.00
				0.00

SERVICE AREA DOLGELLAU




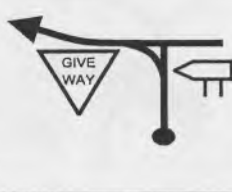


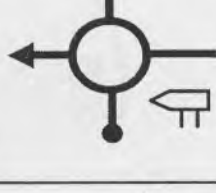



The Bulldog Rally 2008 - Service Route



















BULLDOG RALLY BASE, OSWESTRY
To
SERVICE AREA, DOLGELLAU

Page 16

Dist.(Miles) 47.90





First Car Due 16:36

MILES		DIRECTION	INFORMATION	MILES to TC
TOTAL	INTERVAL			
0.00	0.00		LEAVE SERVICE (DO NOT PASS THROUGH THE CONTROL AREA) ⇕	47.90
0.09	0.09		MACYNLLETH (A487) LLANGURIG A470 ⇕	47.81
0.74	0.65		⇕	47.16
9.18	8.44		40 DINAS MAWDDWY ⇕	38.72
10.71	1.53		TRALLWNG WELSHPOOL A458	37.19
19.89	9.18		40 FOEL ⇕	28.01
21.27	1.38		SHREWSBURY A458 ↑	26.63
21.37	0.10		40 LLANGADFAN	26.53

BULLDOG RALLY BASE, OSWESTRY To SERVICE AREA, DOLGELLAU			Page	17
			Dist.(Miles)	47.90
			First Car Due	16:36
MILES		DIRECTION	INFORMATION	MILES to TC
TOTAL	INTERVAL			
22.92	1.55	 8	 	24.98
26.71	3.79	 9		21.19
32.42	5.71	 10	 	15.48
38.53	6.11	 11		9.37
38.68	0.15	 12		9.22
41.91	3.23	 13		5.99
43.61	1.70	 14		4.29
44.01	0.40	 15		3.89

**BULLDOG RALLY BASE, OSWESTRY
To
SERVICE AREA, DOLGELLAU**

Page	18
Dist.(Miles)	47.90
First Car Due	16:36

MILES		DIRECTION	INFORMATION	MILES to TC
TOTAL	INTERVAL			
46.39	2.38	 16		1.51
47.39	1.00	 17		0.51
47.90	0.51	 18	ENTER RALLY BASE (FOLLOW MARSHALS INSTRUCTIONS TO PARK ING)	0.00

