


The Rally Bulldog



SAFETY MANUAL

BULLDOG RALLY

Contents	Page	Appendices	Page	
Section 1.	Foreword	3	(1) Marshals' & Radio Operators' Safety Notes	29
Section 2.	Health & Safety Policy	4	(2) Radio Users' Operational Notes	31
Section 3.	Medical & Rescue Policy Overview	4	(3) Radio Users' Operational Notes Additional Frequencies	32
Section 4.	Incident & Delay Procedure	5	(4) Radio Operators' Check Sheet	33
Section 5.	Red Flag Policy (If applicable)	7	(5) Incident Report Form	34
Section 6.	Senior Event Officials Contact Details	8	(6) Spectator Areas	35-38
Section 7.	Overall Event Time Schedule	9	(7) Event Risk Assessment	39-42
Section 8.	Service Area: - Diagram	10		
	Information Sheet	10		
Section 9.	Special Stage: - Safety Diagrams	13-		
	Information Sheets	28		

BULLDOG RALLY

Welcome to the Bulldog Rally 2003.

May I take this opportunity to thank you all for your support and assistance in the running of this year's event.

We hope that you have a good days motor-sport and have a safe journey home.

We look forward to seeing you all next year.

The Organisers

BULLDOG RALLY

Health & Safety Policy

The W & S.S.C.C. applies high standards to all aspects of its organisation including health & safety matters.

In order to achieve this aim the Club will work in the spirit of the health & safety legislation rather than simply to comply with it.

In turn the Club expects that every person participating in the rally, whether competitor, official, marshal or spectator, shall take all reasonable care for the health & safety of themselves and other persons who may be affected by his/her acts or omissions during the operation of the event. In order to achieve the highest standards of safety performance.

Accordingly, as a minimum, the event will be managed in accordance with: -

MSA Competitors' Yearbook

MSA Officials' Yearbook

The Clerk of the Course is the person responsible for health & safety matters in connection with the event, to whom support staff have been allocated to monitor all health & safety regulations and aspects of the event.

Areas of special concern are where competitors service and refuel their vehicles.

All work to vehicles **MUST** be undertaken with the safety of the person performing the work being of paramount importance. Refueling of vehicles and the transport and storage of fuel must be in accordance with the latest HSE guidelines.

Medical & Rescue Policy Overview

The Clerk of the Course will appoint an Event Safety Officer (ESO) who will be experienced in the current operation of the rally stages and appreciate the potential of Rally cars in differing weather conditions. He/she will be responsible for ensuring that there are effective arrangements to supplement the general marshalling strength organised by each Stage Commander as follows: -

- (a) There are predetermined arrangements available to every Stage Commander for summoning appropriate emergency services via rendezvous points if necessary, to the scene of an incident.
- (b) At each stage, unless the complete route is visible from the start or finish areas, there is provision of an effective radio communications network operated through a nominated Controller linking officials at the start, finish and intermediate points with on stage Medical and Rescue Services. This frequency must be secure from misuse and be either the MSA Safety & Medical Frequency or a privately licensed frequency to DTI regulations. The Controller must be experienced in the use of radios and in controlling a network and he/she must ensure the disciplined use of the radios.
- (c) That there is in use a system of ensuring that competitors are positively monitored and checked through each stage and there is in force a method for locating missing and/or overdue competitors.

A Chief Medical Officer (CMO), who must be a Doctor, must be appointed who, in consultation with the Clerk of the Course and the Event Safety Officer will be responsible for ensuring that the required level of Medical and Rescue cover is provided, and for the detailed organisation of Doctors, the planning and deployment within stages, the organisation of ambulance meeting points and the notification of hospitals in relation to the stages.

The CMO, ESO, Stage Commanders, Doctors and Rescue personnel should be aware of the ambulance meeting points relevant to the stages and the available stage short cuts.

BULLDOG RALLY

Incident & Delay Procedure

Minor incidents will usually be dealt with by the marshals on the stage and every effort must be put into avoiding suspending or stopping the stage.

ONLY in the case of personal injury, fire, danger to life and/or a stage blockage should the running of the stage be suspended and then only with the sanction of the Clerk of the Course.

Should you be required to take action with regard to one of the instances above then: -

Remain Calm

Ascertain location of the incident

Ascertain nature of the incident

Establish: Is anyone injured?

Is stage blocked?

Is there a risk of fire?

If the stage has to be suspended it is the Stage Commander's responsibility to decide on the correct level of response to be used in order to deal effectively and efficiently with the incident. Once decided upon the Stage Commander will advise the relevant personnel and update the radio network in order to advise the Organisers of the current situation.

When dealing with an incident it is vital to keep notes with timings of information received and actions taken. This is the purpose of the Incident Report Form appended to this manual.

At the scene of an incident the priority is of course minimising the danger to life. Marshals at the scene should keep spectators away from the personnel attending the incident and, if necessary, ensure that subsequent competitors are warned of any obstruction or dangers on stage.

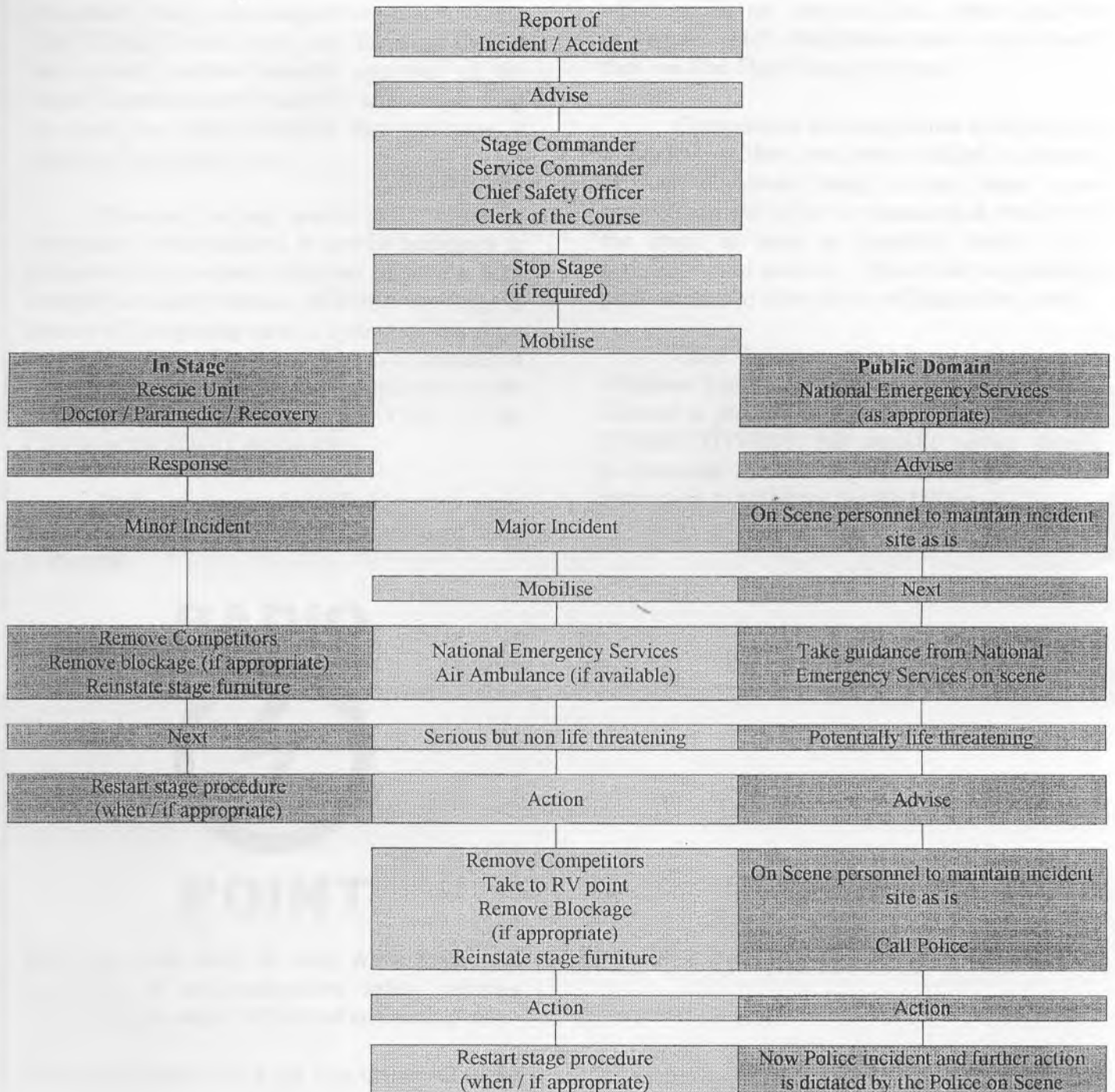
Incident personnel should make on site arrangements to keep the Radio Controller advised of the ongoing situation in order for the information to be relayed to the Stage Commander and Event Organisers.

Should it be deemed necessary by the person in charge at the scene of an incident to request assistance from the National Emergency Services, clear and precise information concerning the type of assistance required should be passed to the Radio Controller. If requesting medical assistance this information should include number of injured parties, type and extent of injuries, rendezvous point designated and preferred route off stage.

In all cases incidents should be cleared as soon, as is practically possible in order to minimise the delay time incurred.

BULLDOG RALLY

Incident Handling Flow Chart



BULLDOG RALLY

Red Flag Policy

Under normal circumstances there must be no movement of any non-competitive vehicle, (other than Official Course cars) onto the stage once it has opened, without specific approval of the Stage Commander and then only after suspending the stage and being satisfied that the stage is cleared of competing cars.

However, on any special stage where, in emergency circumstances, it may be necessary to authorise the movement onto the stage of a non-competitive safety vehicle BEFORE the stage is cleared of competing cars, a system of red flags must be in place. These are only to be situated at radio points and will only be displayed on the direct specific instruction of the Clerk of the Course or the Stage Commander.

Radio posts are identified by the signs shown below, Yellow 100yards in advance, Blue at the post.



Red flags must only be used when there is a possibility of non-competitive safety vehicles moving onto a stage AHEAD of competing cars.

There must always be a red flag displayed at the point where non-competitive vehicles join the route of the stage and any subsequent radio points passed en-route to the incident.

Competitors MUST be advised, in writing which stages are operating this system and the procedure which competitors must adopt should they see Red Flags being deployed.

Competitors who are shown a red flag on a stage where they have been notified in advance of such a system being in use, must cease competition and come to a standstill at the side of the stage as soon as possible, ideally at a marshal's radio location. They must not continue until advised to do so by an official of the event.

Once the instruction has been given to withdraw Red Flags, competitors will usually be allowed to proceed to the end of the stage NON COMPETITIVELY, but specific advice should be provided to the competitors, along with the instruction to withdraw the Red Flags.

BULLDOG RALLY

Senior Event Officials Contact Details

Designation	Location/Name	Landline	mobile
Rally Headquarters	Albrighton Hall	01939 290986	
Clerk Of the Course	John Trevethick		07718 919171

OFFICIAL CALL SIGNS

	Call sign	
SPECTATOR CONTROL (Phil Turley/Kevin Witton)	PILOT 1	07767 453664
COURSE CAR (Gareth Thomas/Ian Jordan)	PILOT 2	07919 302599
COURSE CLOSING CAR (Alan Corns/Dave Houghton)	ACORN 1	07973 443410
Deputy Clerk of Course (Ray Lloyd)	WOLF 1	07771 976844
Safety Officer (Kevin Page)	WOLF 2	07714 232424
Safety Officer/CMO (Mervyn Johnson/Dr M. Norton)	WOLF 3	07870 658218
Chief Timekeeper (Vaughan Allcock)	CLOCK-MAN	
Asst Timekeeper (David Williams)	DRAGON WHISKEY	
Assistant C of C Equipment van (Richard Felgate)	WOLF 4	
Second Equipment van (Darren Waplington)	WOLF 5	

COMMUNICATION CONTROL

Hafren, Sweet Lamb, Taliesin	Harold Hicken	CLIP CONTROL	07831 240064
Taliesin Link	Dave Goodwill	CLIP LINK	
Dyfi & Gartheiniog	Dave Allsebrook	CLIP RELAY	
Dyfnant	Brian Gibson	OAK CONTROL	

AREA CONTROLLERS

HAFREN	Dave Talbot	WOLF6	07710 947117
SWEET LAMB	John Griffiths	WOLF 12	07889 438613
Taliesin	Nigel Dawes	WOLF 7	07880 798704
Dyfi Main	Rob Ritchen	WOLF 8	07967 580222
Gartheiniog	Chris Knights	WOLF 9	07941 142298
Dyfi Area	Jim Male	WOLF10	07899 946924
Dyfnant	Jim Cornes	WOLF 11	07742 020509
PC, Co-ordinator	Katie Carter	WOLF 13	07799 227706
Sweet Lamb support		WOLF 14	

BULLDOG RALLY

Time Schedule

Location	No	Nat A	Historics	Nat B
Newtown	MC0	08.00	7.44	10.08
Hafren North	ATC1	08.44		
	SSF1	09.02		
Hafren South	ATC2	09.17		
	SSF2	09.28		
Sweet Lamb1	ATC3	09.50	08.30	11.30
	SSF3	09.57	08.37	11.37
Service A	TC3	10.00		11.40
Sweet Lamb out	MC3	10.40		12.30
Sweet Lamb 2	ATC4	10.42	08.45	12.32
	SSF4	10.79	08.52	12.39
Taliesin	ATC5	11.24	09.37	13.14
	SSF5	11.34	09.74	13.24
Gartheiniog	ATC6	12.19	10.42	14.09
	SSF6	12.35	10.58	14.25
Service B	TC6	13.10	11.33	15.00
Dolgellau out	MC6	13.50	12.13	16.02
Dyfi Main	ATC7	14.14	12.37	
	SSF7	14.31	12.54	
Dyfnant	ATC8	15.21	13.44	16.56
	SSF8	15.35	13.58	17.10
FINISH	MC8	17.00	15.23	18.35

BULLDOG RALLY

Service Area Information Sheet

Service area A Sweet Lamb

NGR136/830850

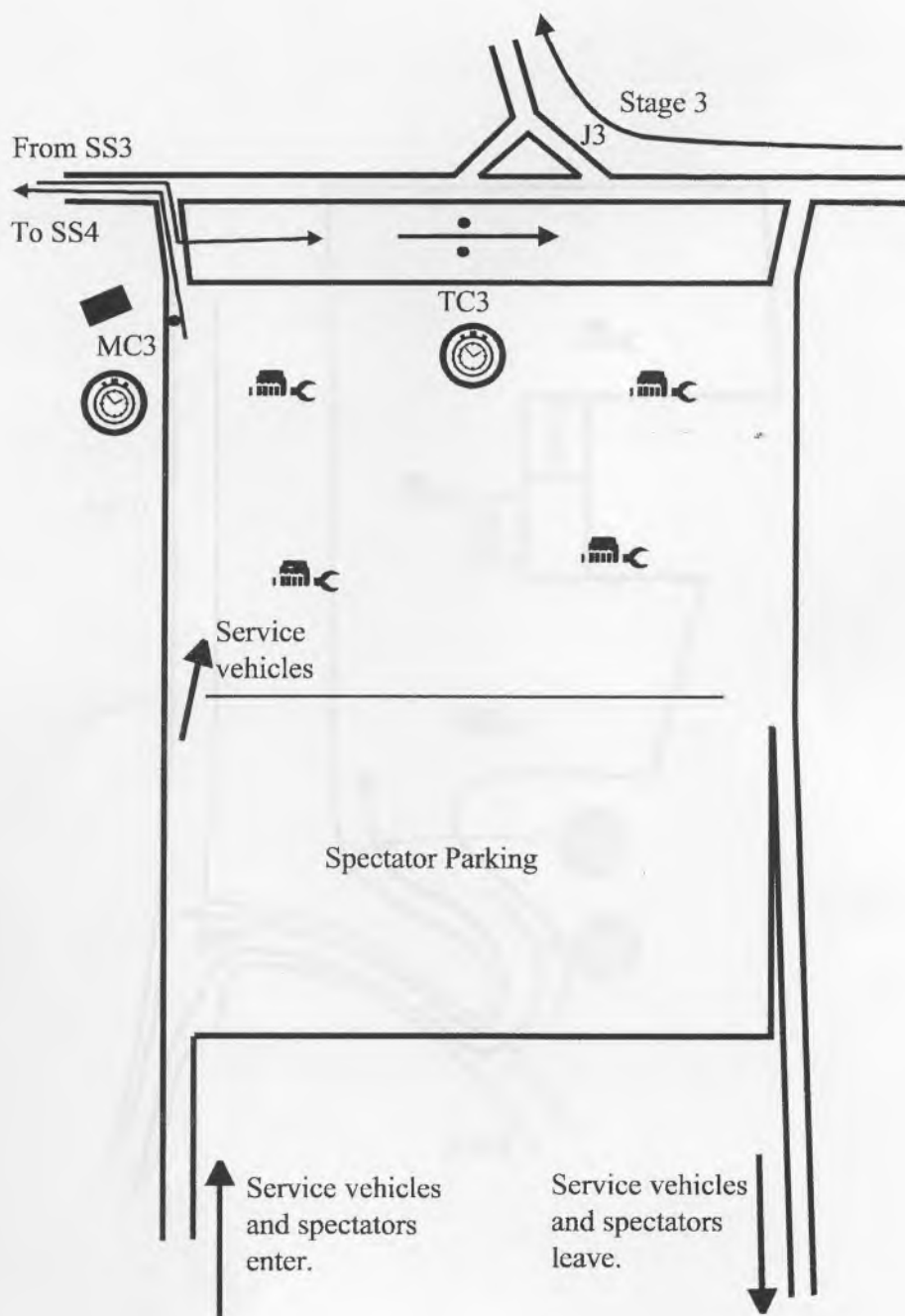
Controller: Dyfan Davies

Radio Contact: Mewla radio @Jn3 Stage 3 (by TC3)

Emergency Services: St Johns Ambulance

RV point RV1 Dyffryn Castell Hotel.

A44 Aberystwyth - Rhyader Road NGR 135/774817



BULLDOG RALLY

Service Area B Dolgellau

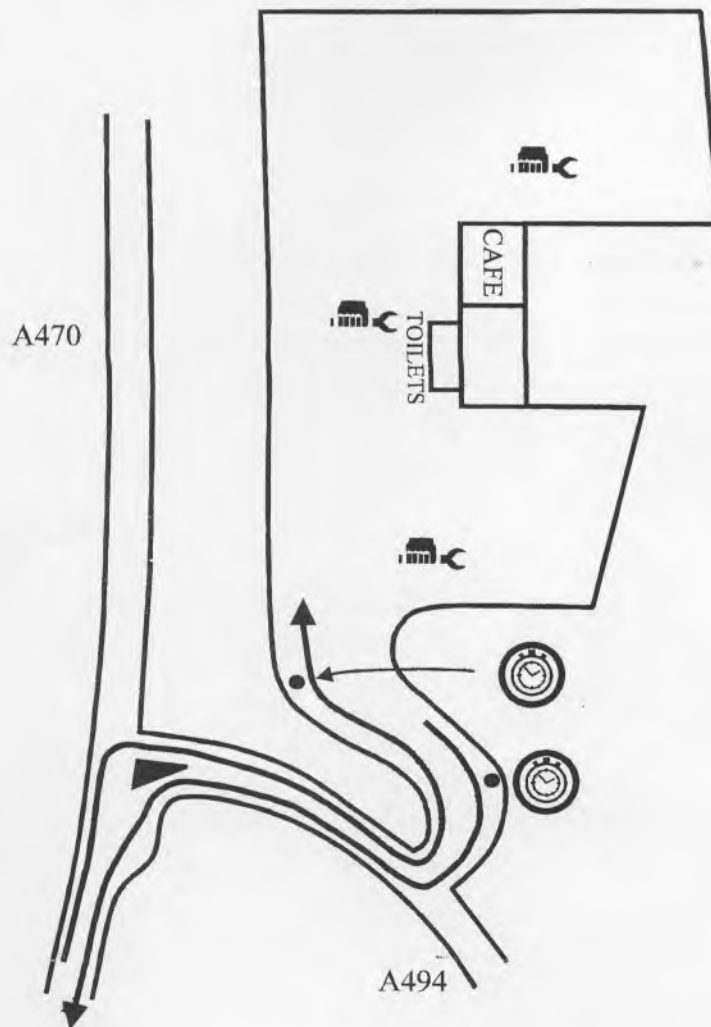
NGR124/734181

Controller : Bob Newall

Contact = Mobile 07734 144516

Emergency Services: St Johns Ambulance

RV point Entrance to Dolgellau Cattle Market NGR 124/774817



BULLDOG RALLY

Intentionally left Blank

BULLDOG RALLY

Stage Information Sheet

Stage Name: Hafren North

Number: 1

Start NGR 136/871902

Finish NGR 136/858890

Timings

Safety Arrival 07.30 Hrs

First Car Due

Hist n/a

Nat.A 08.44

Nat.B n/a

Radio Control Clip Control - Channel 1 - Harold Hicken
Area Controller Dave Talbot Call sign :Wolf 6

Stage Start

Commander: Ian Jarrett Call sign: Salop1

Paramedic Ian Roberts

Rescue Cam Rescue 1 Call sign: Cam Rescue 1

Recovery Cam Recovery Call sign: Cam Recovery

Mid Point Location Junction 4/9

Paramedic Mike Fute

Rescue Cam Rescue 2 Call sign: Cam Rescue 2

Recovery Zodiac Call sign: Zodiac Recovery

Safety References

Emergency Services

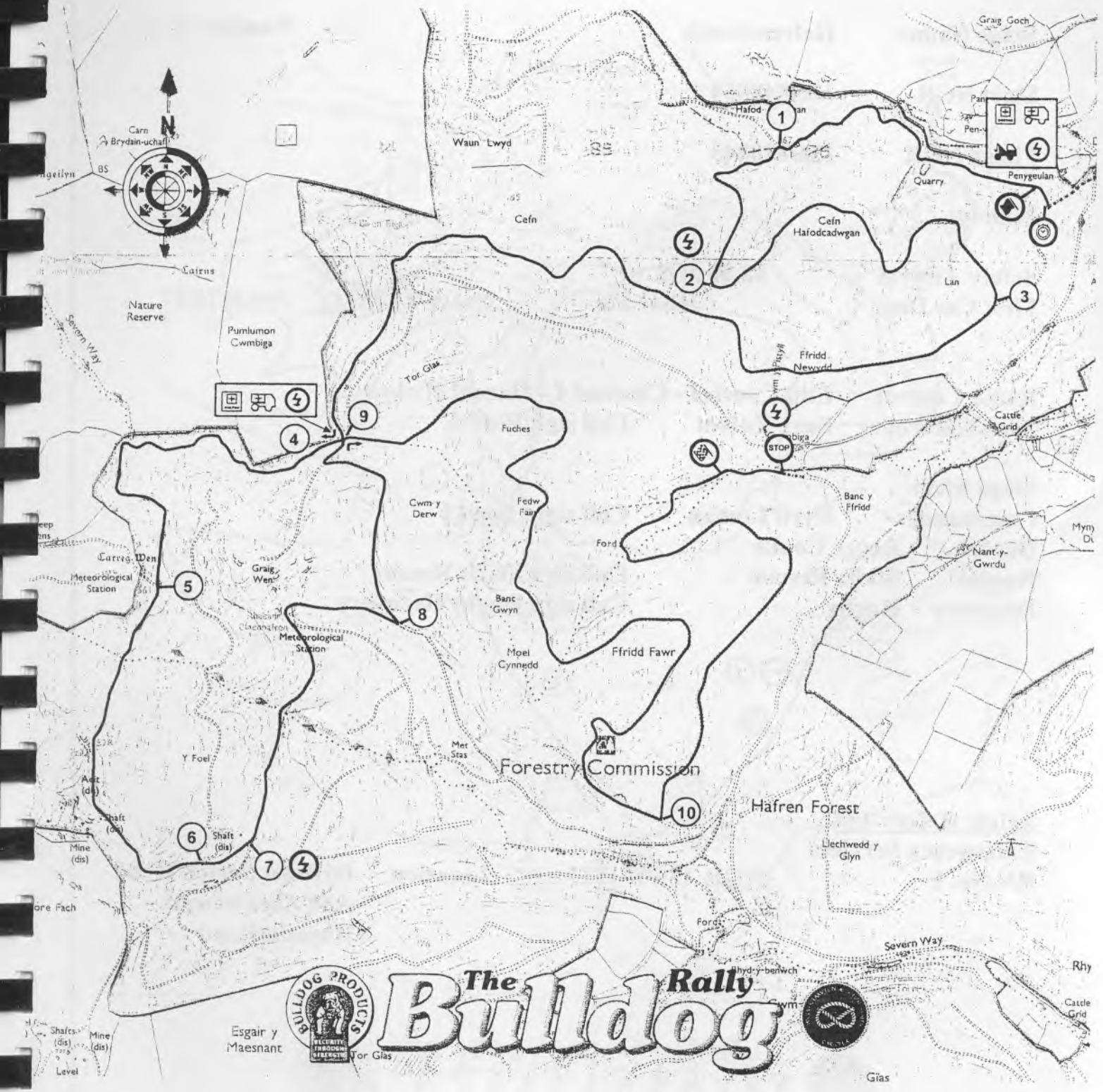
RV.No. 1

NGR 135/887922

Location: Phone Box
Staylittle on B4518

STAGE 1 - HAFREN NORTH

14.60 miles



The Bulldog Rally



Reproduced from the 1999 Ordnance Survey 1:25,000 Explorer Map No. 214
with the permission of The Controller of Her Majesty's Stationery Office
© Crown Copyright (PU100020084)

BULLDOG RALLY

Stage Information Sheet

Stage Name: Hafren South

Number: 2

Start NGR 136/848864

Finish NGR 136/870845

Timings

Safety Arrival 08.00 Hrs

First Car Due

Hist n/a

Nat.A 9.17

Nat.B 10.57

Radio Control Clip Control - Channel 1 - Harold Hicken
Area Controller Dave Talbot Call sign Wolf 6

Stage Start

Commander Cyril Loman Call sign: Sona 1

Doctor Roger Cooke

Rescue Staffs Rescue Call sign Staffs Rescue

Recovery Rugby Call sign Rugby Recovery

Safety References

Emergency Services

RV.No. 1

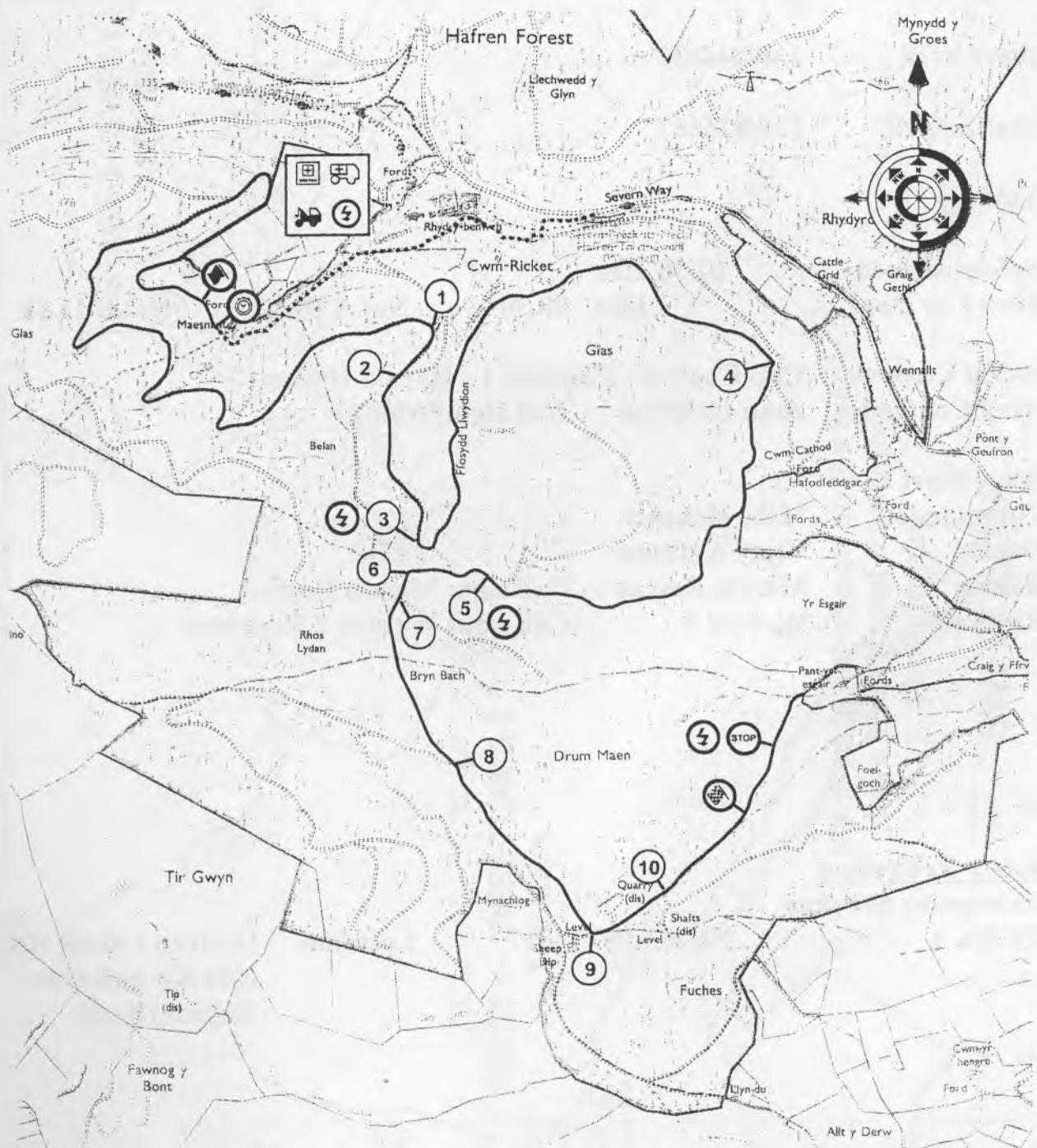
NGR 135/774817

Location

**Dyffryn Castell Hotel
A44 Aberystwyth -
Rhyader Road**

STAGE 2 - HAFREN SOUTH

7.81 miles



The *Bulldog* Rally



BULLDOG RALLY

Stage Information Sheet

Stage Name: Sweet Lamb 1

Number: 3

Start NGR 136/844832

Finish NGR 136/826857

Timings

Safety Arrival 07.30 Hrs

First Car Due Hist 08.30 Nat.A 09.50 Nat.B 11.30

Radio Control Clip Control - Channel 1 - Harold Hicken

Area Controller John Griffiths Call sign: Wolf 12

Stage Start

Commander Mike Kennett

Doctor Vijay Anthwal

Rescue Mercia Rescue Call sign: Mercia Rescue

Recovery Wyeroc 2 Call sign: Wyeroc 2 Recovery

Safety References

Emergency Services

RV.No. 1 NGR 135/774817

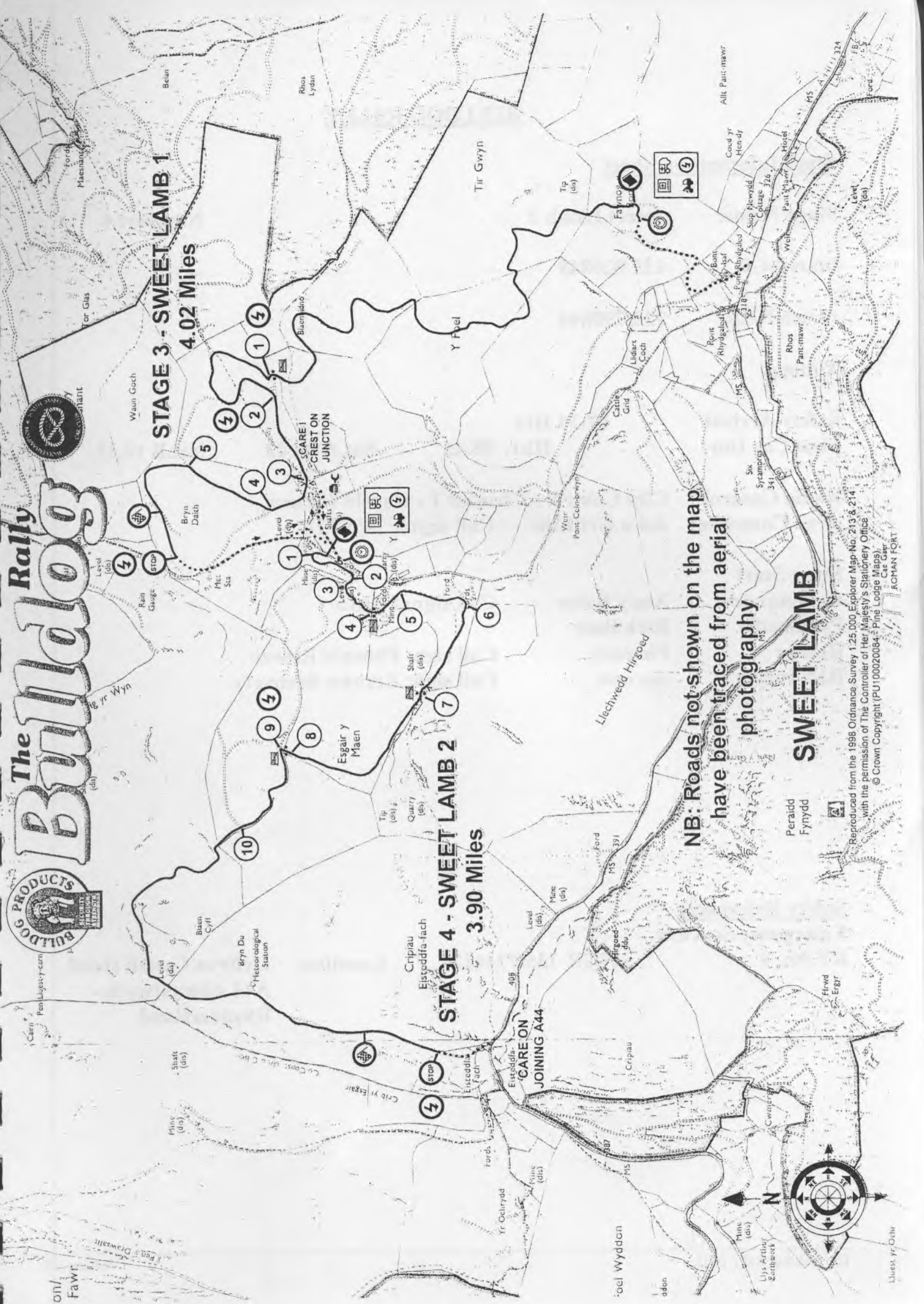
Location Dyffryn Castell Hotel
A44 Aberystwyth -
Rhyader Road

The Rally Bulldog



STAGE 3 - SWEET LAMB 1 4.02 Miles

STAGE 4 - SWEET LAMB 2 3.90 Miles



NB: Roads not shown on the map have been traced from aerial photography

SWEET LAMB

Reproduced from the 1998 Ordnance Survey 1:25,000 Explorer Map No. 213 & 214 with the permission of The Controller of Her Majesty's Stationery Office
© Crown Copyright (PU) 00020084 Pine Lodge Maps
C. CHANER
ROHAN FORT

BULLDOG RALLY

Stage Information Sheet

Stage Name: Sweet Lamb 2 **Number:** 4

Start NGR 135/826849

Finish NGR 135/799844

Timings

Safety Arrival 07.30 Hrs
First Car Due Hist 08.45 Nat.A 10.42 Nat.B 12.32

Radio Control Clip Control - Channel 1 - Harold Hicken
Area Controller John Griffiths **Call sign:** Wolf 12

Stage Start

Commander Andy Bates **Call sign:** Oak15
Paramedic Rick Bate
Rescue Phoenix **Call sign:** Phoenix Rescue
Recovery Arrowe **Call sign:** Arrowe Recovery

Safety References

Emergency Services

RV.No. 1 **NGR 135/774817** **Location** Dyffryn Castell Hotel
A44 Aberystwyth -
RhyaderRoad

The Rally Bulldog



STAGE 3 - SWEET LAMB 1 4.02 Miles

STAGE 4 - SWEET LAMB 2 3.90 Miles

NB: Roads not shown on the map have been traced from aerial photography

SWEET LAMB



Reproduced from the 1988 Ordnance Survey 1:25 000 Explorer Map No. 213 & 214 with the permission of The Controller of Her Majesty's Stationery Office
© Crown Copyright (PU 00020084) Pine Lodge Maps Ltd
ROMAN FORT

BULLDOG RALLY

Stage Information Sheet

Stage Name: **Taliesin** Number: **5**

Start NGR **135/737919**

Finish NGR **135/702934**

Timings

Safety Arrival **08.15 Hrs**

First Car Due **Hist 9.37 Nat.A 11.24 Nat.B 13.14**

Radio Control **Clip Link - Channel 1 -Dave Goodwill** Stage Relay Clip Control
Area Controller **Nigel Dawes Call sign: Wolf 7**

Stage Start

Commander **Dave Bottoms Call via stage start**

Paramedic **Tim Slater**

Rescue **Clip Rescue Call sign: Clip Rescue**

Recovery **Ram Call sign: Ram Recovery**

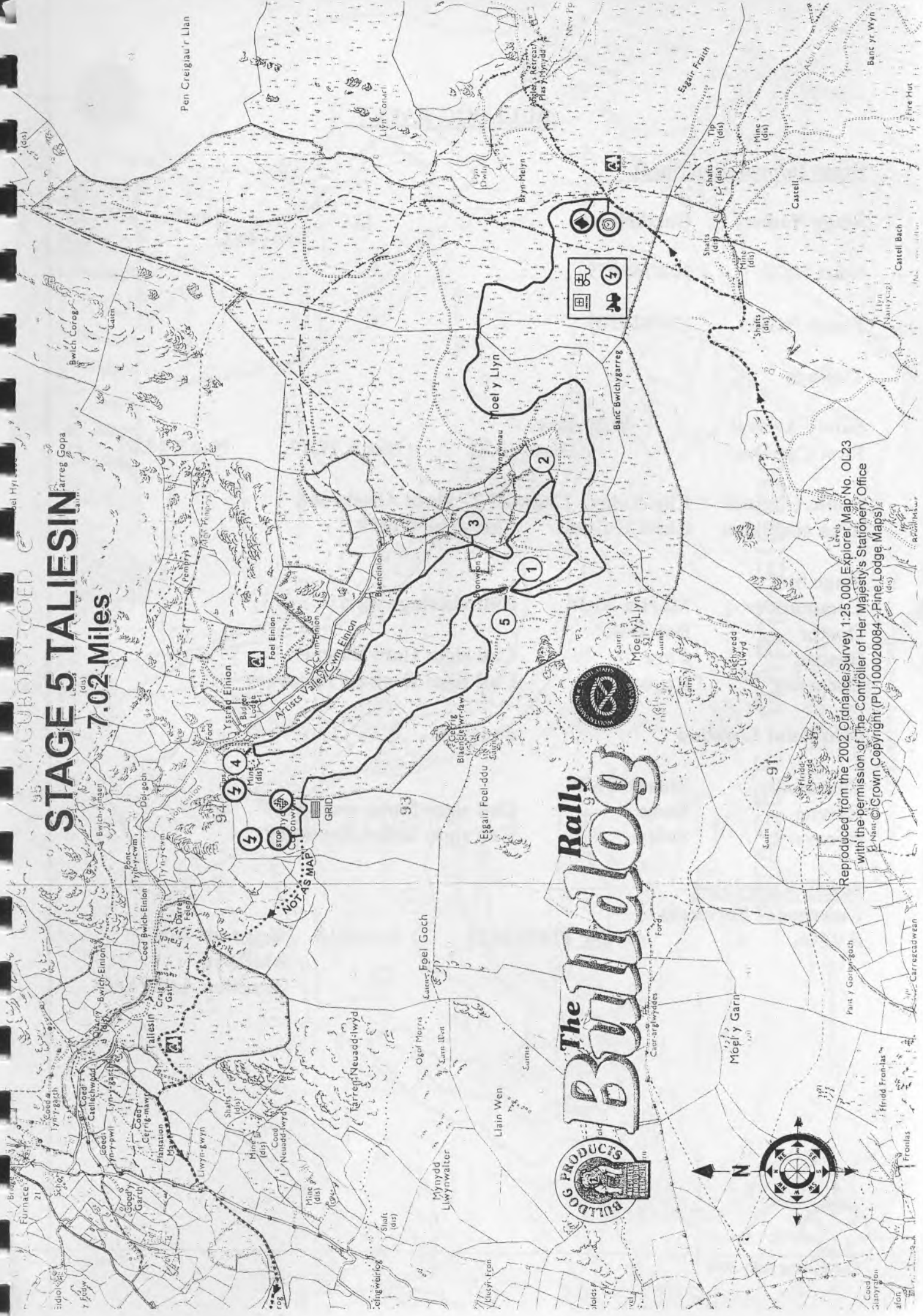
Safety References

Emergency Services

RV.No. **2** NGR **135/659923** Location **The Wildfowler Public**
House Tre r Doll
Jn A489/B4353

STAGE 5 TALIESIN

7.02 Miles



The Rally Bulldog



Reproduced from the 2002 Ordnance Survey 1:25,000 Explorer Map No. OL23 with the permission of The Controller of Her Majesty's Stationery Office
 © Crown Copyright (PU100020084 - Pine Lodge Maps)

Pen Creigiâu'r Llan

Banc yr Wyn
 Fire Hut

Castell Bach
 Fire Hut

Castell

Moel y Liyn

Moel y Liyn

Moel y Liyn

Moel y Liyn

Moel y Liyn

Moel y Liyn

Moel y Liyn

Moel y Liyn

Moel y Liyn

Moel y Liyn

Moel y Liyn

Moel y Liyn

Moel y Liyn

Moel y Liyn

Moel y Liyn

BULLDOG RALLY

Stage Information Sheet

Stage Name: Gartheiniog **Number:** 6

Start NGR 124/755079

Finish NGR 124/826109

Timings

Safety Arrival 09.30 Hrs

First Car Due Hist 10.42 Nat.A 12.19 Nat.B 14.09

Radio Control Clip Relay - Channel 2 - Dave Allsebrook
Area controller Chris Knights Call sign: Wolf 9

Stage Start

Commander Martin Nield Call via stage start

Doctor Bob Dale

Rescue Care Call sign: Care Rescue

Recovery Register Call sign: Register Recovery

Mid Point Location Junction 8

Paramedic Stuart Gwilt

Rescue Stoke Call sign: Stoke rescue

Recovery Safari Call sign: Safari Recovery

Safety References

Emergency Services

RV.No. 4 **NGR** 124/863125 **Location** Brigands Inn
Mallwyd
Junction A470/A458

The Rally Bulldog



CARE - STEEP
DOWNHILL TO
NEXT JUNCTION

EXTREME CARE
RAC CAUTION

STAGE 6 - GARTHEINIOG

13.89 miles

Reproduced from the 1998 Ordnance Survey 1:25,000 Explorer Map No. 23
with the permission of The Controller of Her Majesty's Stationery Office
© Crown Copyright (PU100020084 - Pine Lodge Maps)



BULLDOG RALLY

Stage Information Sheet

Stage Name: Dyfi Main **Number:** 7

Start NGR 124/756068

Finish NGR 124/813104

Timings

Safety Arrival 11.15 Hrs
First Car Due Hist 12.37 Nat.A 14.14 Nat.B n/a

Radio Control Clip Relay - Channel 2 - Dave Allsebrook
Area controller Rob Richens Call sign: Wolf 8

Stage Start
Commander John Cordrey Call sign: Forest 15
Doctor Martin Gibbs
Rescue Redline Call sign: Redline Rescue
Recovery Peak 12 Call sign: Peak 12

Mid Point Location Junction 9

Paramedic Steve Gratland
Rescue Omega Call sign: Omega Rescue
Recovery Difflock 8 Call sign: Difflock 8 Recovery

Safety References

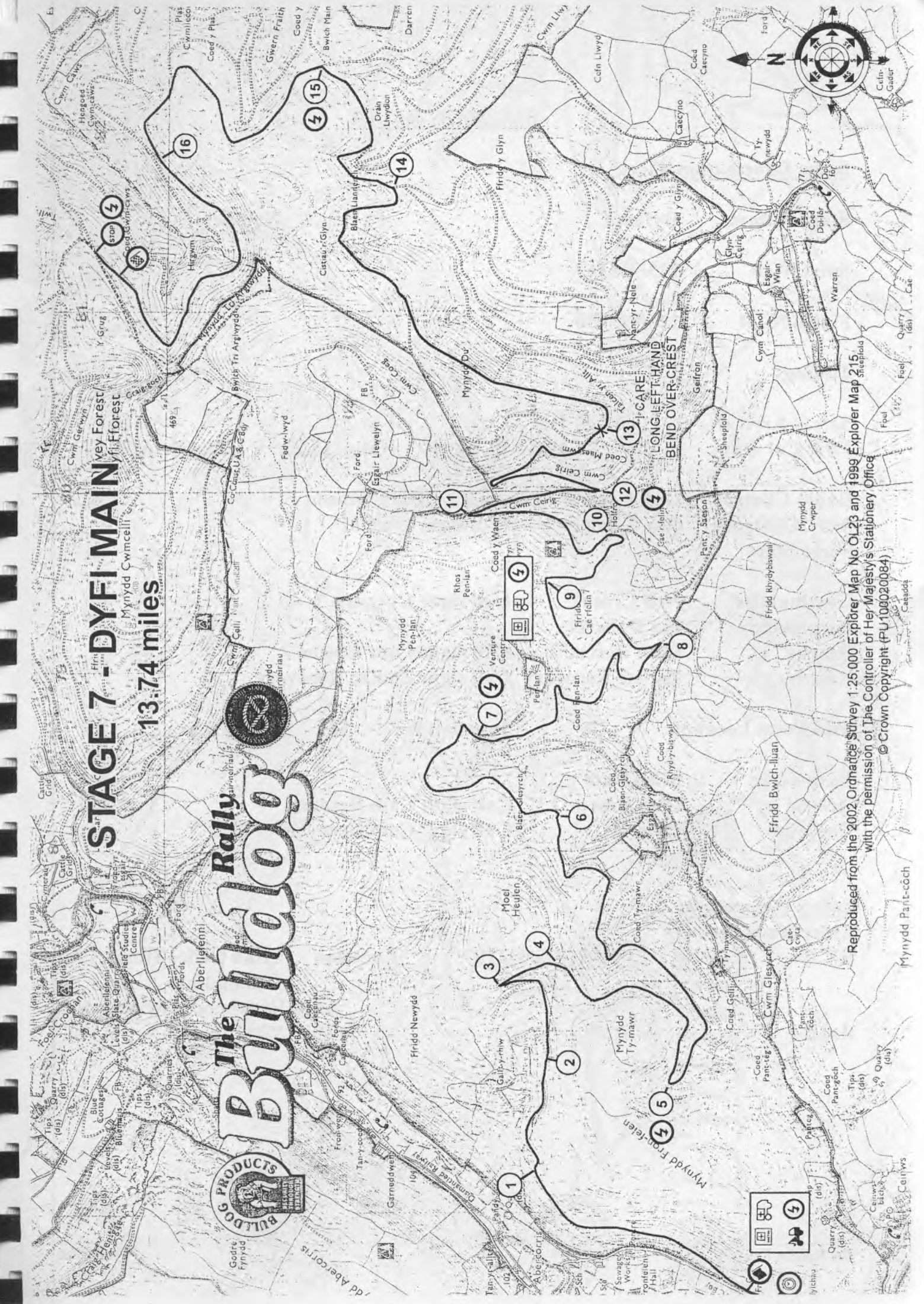
Emergency Services

RV.No. 4 **NGR** 124/863125 **Location** Brigands Inn
Mallwyd
Junction A470/A458

STAGE 7 - DYFI MAIN

13.74 miles

The Rally Bulldog



Reproduced from the 2002 Ordnance Survey 1:25,000 Explorer Map No OL23 and 1999 Explorer Map 215 with the permission of The Controller of Her Majesty's Stationery Office
© Crown Copyright (PU100020084)

BULLDOG RALLY

Stage Information Sheet

Stage Name: Dyfnant **Number:** 8

Start NGR 125/956167

Finish NGR 125/018150

Timings

Safety Arrival 12.30 Hrs
First Car Due Hist 13.44 Nat.A 15.21 Nat.B 16.56

Radio Control Oak Control - Channel 1 -Brian Gibson
Area Controller Jim Cornes **Call sign:** Wolf 11
Stage Start

Commander Neil Cross **Call sign:** Cheriton 1
Paramedic Ian Roberts
Rescue Cam Rescue 2 **Call sign:** Cam Rescue 2
Recovery Zodiac Recovery **Call sign:** Zodiac Recovery

Mid Point Location Junction 9

Paramedic Mike Fute
Rescue Cam Rescue 1 **Call sign:** Cam Rescue 1
Recovery Cam **Call sign:** Cam Recovery

Safety References

Emergency Services

RV.No. 5 **NGR** 125/012107 **Location** Cann Office Hotel
Llangadfan
A458 Welshpool / Mallwyd

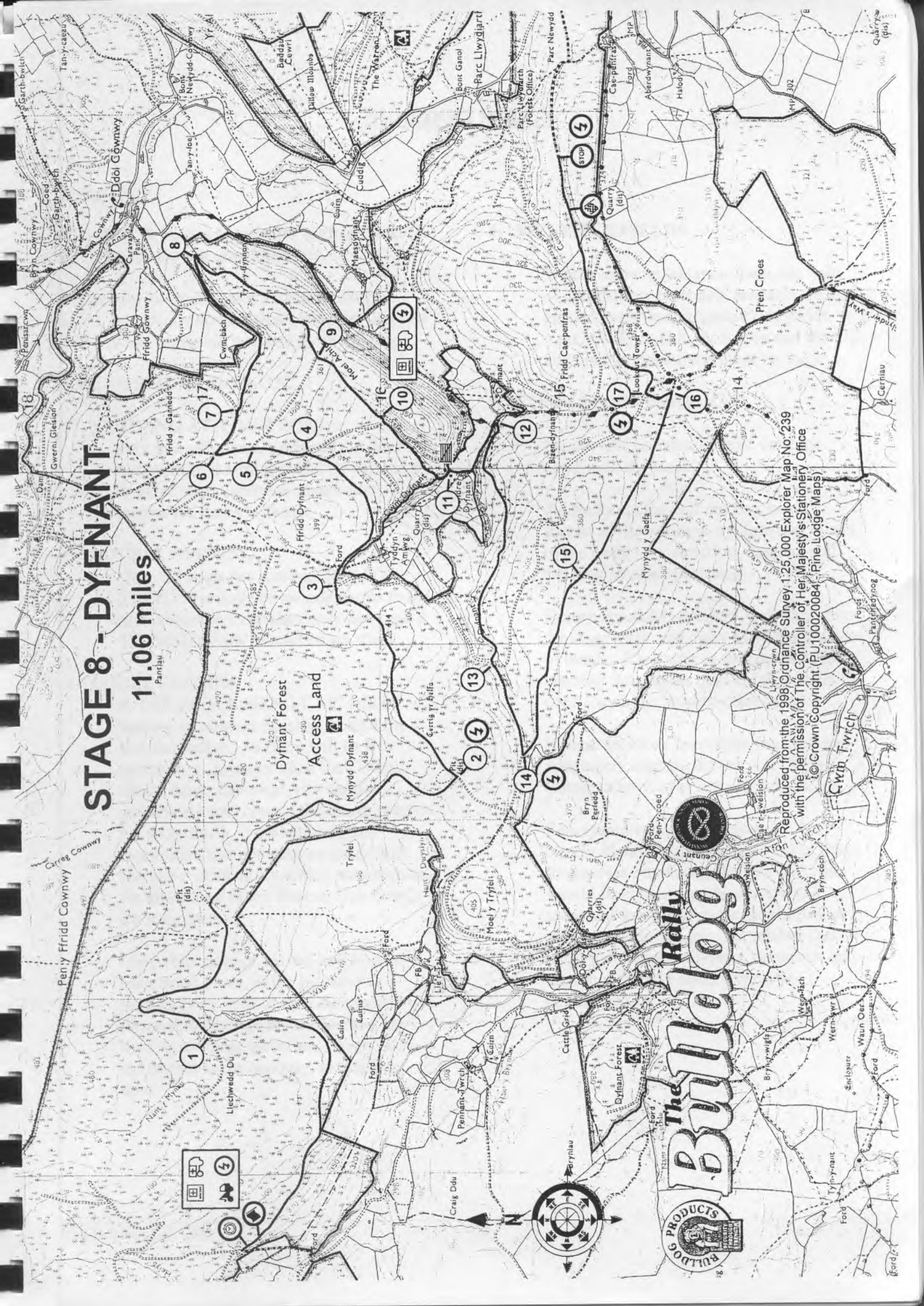
Road

STAGE 8 - DYFNANT

11.06 miles



Reproduced from the 1998 Ordnance Survey 1:25,000 Explorer Map No. 239 with the permission of The Controller of Her Majesty's Stationery Office
© Crown Copyright (PU100020084) Pine Lodge Maps



BULLDOG RALLY

Appendix 1

Marshals' & Radio Operators' Safety Notes

Radio operators are also Marshals.

Thank you for giving your assistance to this event, it is greatly appreciated. We trust that you will have an enjoyable and safe day's rallying.

REMEMBER TO SIGN-ON...!

1. ARRIVING AT YOUR POST

Park in a safe place, preferably at least 30 metres from the stage route. If you have to move stage furniture ensure you replace the items as found.

2. COURSE OPENING

Once the stage has reached 'READY STATUS' (*usually 60 minutes prior to the first competitive car due*) only designated 'COURSE CARS' should be on stage.

3. COUSE CLOSING

A 'COURSE CLOSING CAR' will be running as close as possible behind the last competitor. As there will be live competitors on stage when the Course Closer enters the stage, you should remain on location until the closer reaches the stage finish. This action is in recognition that competitors could still encounter difficulties, which may require the attendance of the Rescue Unit from the stage start.

Once your stage is 'closed' and you have been stood down, either by radio or personally by your Stage Commander, please dismantle your junction and leave the stage in stage direction, unless given instruction to the contrary, exercising care.

4. MULTIPLE FIELDS

Where an event has more than one field of competitors there will probably be a gap between these separate categories. You **MUST** remain on station and alert to any unauthorised movement on stage.

5. SPECTATORS & MEDIA

Ensure that no unauthorised vehicles drive onto the stage.

Public footpaths will not be closed. Please advise walkers, cyclists and others, of the event - its direction, dangers and the code of safe spectating.

Ensure spectators are kept well back from the stage route and away from the outside of bends. It is easier to stop spectators entering these areas than to move them once they have become established.

If there are more spectators than you can adequately control, inform your Stage Commander via the nearest radio point.

Representatives of the media will be clearly identified and are allowed to place themselves anywhere, HOWEVER, they should be encouraged to stand in safe areas and at no time place themselves or anyone else in danger. Remember that these individuals will have signed-on and therefore operate under their own cognisance.

BULLDOG RALLY

6. INCIDENT PROCEDURE

Should you witness directly or be advised of an incident, BEFORE investigating yourself, send a colleague to alert the nearest radio operator. Once you have detailed information regarding the incident ENSURE that this is passed immediately to the nearest radio operator.

IT IS VITAL THAT YOU ADVISE THE ORGANISERS VIA YOUR NEAREST RADIO OPERATOR OF DETAILS REGARDING ANY INCIDENTS AS THEY OCCUR.

If appropriate: -

- (i) Render the required assistance in order to protect the scene and to help those involved directly in/or with the incident.
- (ii) Make sure the competitors OK/SOS board is out with the side relevant to the seriousness of the incident facing on-coming competitors.
- (iii) In cases where there is a danger to the life of the occupants i.e. vehicle fire, vehicle over a drop, immediately assist the crew from the car, with your personal safety as a paramount concern
- (iv) Where there is no immediate danger to life but there are injuries, leave the occupants in the vehicle, but talk to them and observe their actions until the help you have summoned arrives

(v) **With a serious incident, do not move any objects or items from the scene of the incident. This applies to stage furniture, logs, debris etc.**

(vi) On completion of the incident make out a written report and hand this to the closing vehicle.

If you are involved or associated with any incident, please ensure that you make no comment regarding any aspect of it to a member of the public or media.

Any requests for comments or information should be directed to rally Headquarters.

BULLDOG RALLY

Appendix 2

Radio Users' Operational Notes.

This event will operate a controlled radio network utilising the MSA Safety & Medical Radio Communications Frequency. By observing the simple guidelines set out hereunder you will greatly maximise the efficiency of this network.

1. Upon arrival at your stage or given location please check that your set is switched on, the microphone and speaker are connected and that the volume and squelch/mute (if fitted) are adjusted to the correct levels.
MAKE SURE YOUR AERIAL IS CONNECTED AND THAT THE COAXIAL CABLE IS INTACT AND IS NOT TRAPPED PRIOR TO SWITCHING ON YOUR SET.
2. Ensure that your radio is monitored at all times. Radio traffic not directed to you is still important and you need to listen to it.
3. **ENSURE THAT YOU ARE AWARE OF WHERE YOUR MIRCOPHONE IS AND THAT THE PTT (press to talk) BUTTON IS NOT TRIGGERED UNNECESSARILY.** This frequency is single channel and spurious transmissions can seriously compromise the safety & medical coverage of an event.
4. Make sure that you know your call sign and all those on your stage or specific location.
5. Do not park close to other vehicles using radio equipment or computer equipment.
6. Do not park under trees or beneath electricity cables.
7. Always work through Control.
8. Remember that Control will be able to hear outstations you cannot. If Control does not respond immediately do not call repeatedly. Wait until the Controller announces that the frequency is clear or that Control is at 'stand-by'.
9. When you are given permission to go ahead by Control pass your message directly to Control or the outstation you wish to speak to. If you cannot contact the required radio directly ask Control to assist you.
10. If you are having trouble contacting Control, try moving your location slightly. A move of a few feet can make a significant difference. If after moving you cannot establish contact, call a radio you have a strong contact with and ask them to inform Control of your situation. You will be advised what action to take.
11. Always make sure that your messages are clear and concise.
12. Remember that this frequency is primarily for Safety & Medical issues. Keep administrative message content to a minimum.
13. If your radio should 'fail', visit your nearest radio point, if practical, and inform Control of your problems.
14. If you receive information on an incident and you believe that your radio is not operating, before following the action in Appendix 2-13 above, call Control with the details of the incident. It is possible that your radio may still be transmitting but not receiving.
15. Remember never to use the Safety & Medical Frequency as a chat channel at any time especially during or travelling to and from an event.

BULLDOG RALLY

Appendix 3

Radio Users' Operational Notes - Additional Frequency(ies)

(Preamble outlining specific operation, deployment and usage of each additional radio frequency.

1. Upon arrival at your stage or given location please check that your set is switched on, the microphone and speaker are connected and that the volume and squelch (if fitted) are adjusted to the correct levels. **MAKE SURE YOUR AERIAL IS CONNECTED AND THAT THE COAXIAL CABLE IS INTACT AND IS NOT TRAPPED PRIOR TO SWITCHING ON YOUR SET.**
2. Ensure that your radio is monitored at all times. Radio traffic not directed to you is still important and you need to listen to it.
3. **ENSURE THAT YOU ARE AWARE OF WHERE YOUR MICROPHONE IS AND THAT THE PTT (press to talk) BUTTON IS NOT TRIGGERED UNNECESSARILY.**

Even if you are using a duplex frequency a microphone activated in error will disrupt the efficiency of this frequency.

4. Make sure that you know your call sign and all those on your stage or specific location.
5. Do not park close to other vehicles using radio equipment or computer equipment.
6. Do not park under trees or beneath electricity cables.
7. *(Continue with additional notes, which relate to application and operation of each additional frequency).*

RADIO CHECK SHEET

The Rally Bulldog

STAGE No.

Total	List of Cars In Order by Number										Control									
0											Course Cars									
10											Last 3 Previous Stage						Total			
20											Time 1st Car		In		Out					
30											Last 3 In Stage						Total			
40											Time Last Car		In		Out					
50											Last 3 Out Of Stage						Total			
60											Cars Stopped in This Stage									
70											Car No	Junc.	Car No	Junc.	Car No	Junc.				
80																				
90											Other Radio Cars In This Stage									
100											Junc.	Call Sign		Junc.	Call Sign					
110																				
120																				
130																				
140																				
150																				
160																				
170																				
180																				
190																				

Cross off the Car No. On The Chart Below As It Passes Your Location

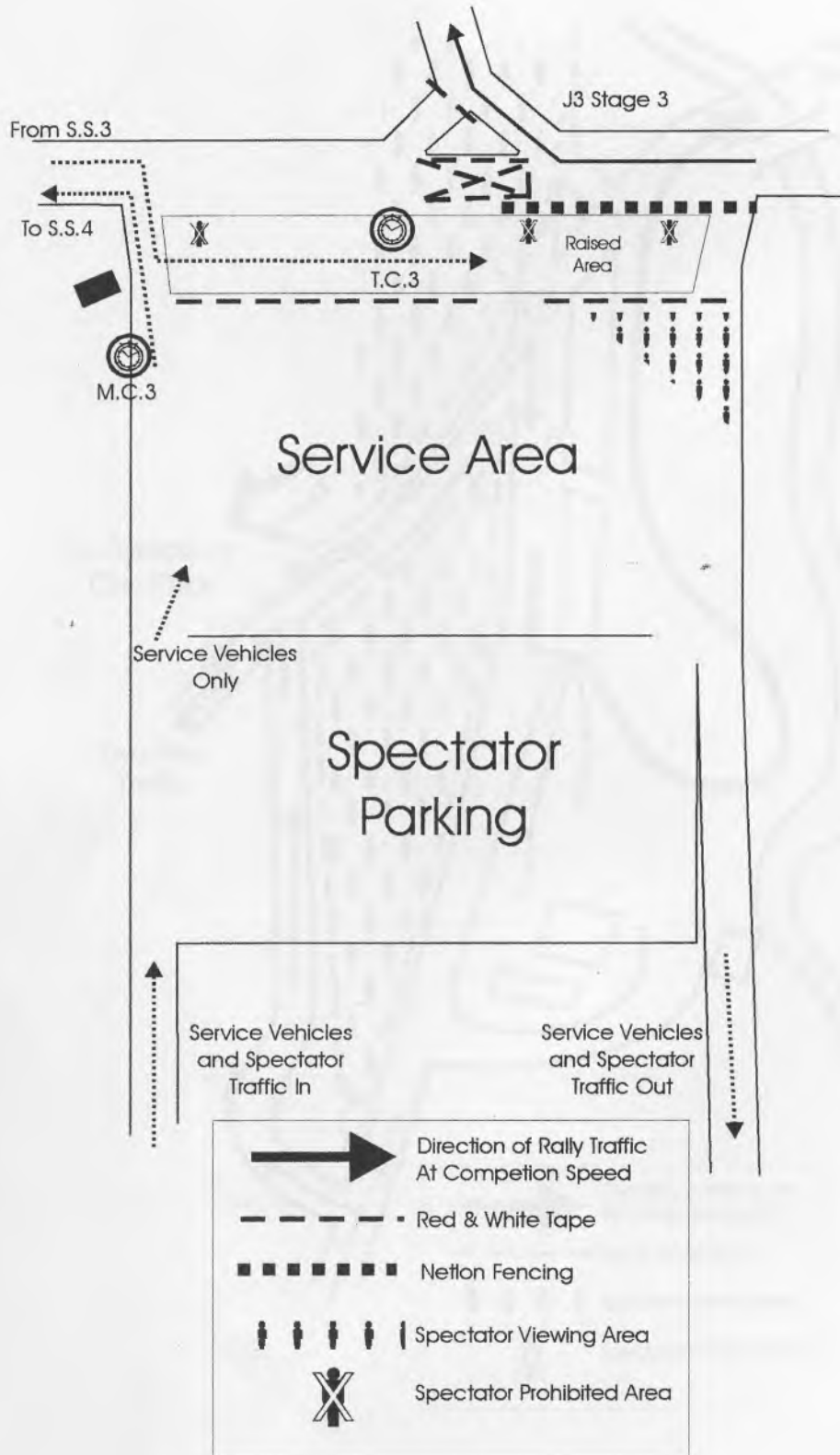
01	02	03	04	05	06	07	08	09	10	11	12	13	14	15	16	17	18	19	20
21	22	23	24	25	26	27	28	29	30	31	32	33	34	35	36	37	38	39	40
41	42	43	44	45	46	47	48	49	50	51	52	53	54	55	56	57	58	59	60
61	62	63	64	65	66	67	68	69	70	71	72	73	74	75	76	77	78	79	80
81	82	83	84	85	86	87	88	89	90	91	92	93	94	95	96	97	98	99	100
101	102	103	104	105	106	107	108	109	110	111	112	113	114	115	116	117	118	119	120
121	122	123	124	125	126	127	128	129	130	131	132	133	134	135	136	137	138	139	140
141	142	143	144	145	146	147	148	149	150	151	152	153	154	155	156	157	158	159	160
161	162	163	164	165	166	167	168	169	170	171	172	173	174	175	176	177	178	179	180
181	182	183	184	185	186	187	188	189	190	191	192	193	194	195	196	197	198	199	200

From Wolverhampton & South Staffs Car Club Ltd. *Thank you For Marshalling*

BULLDOG RALLY

Appendix 6

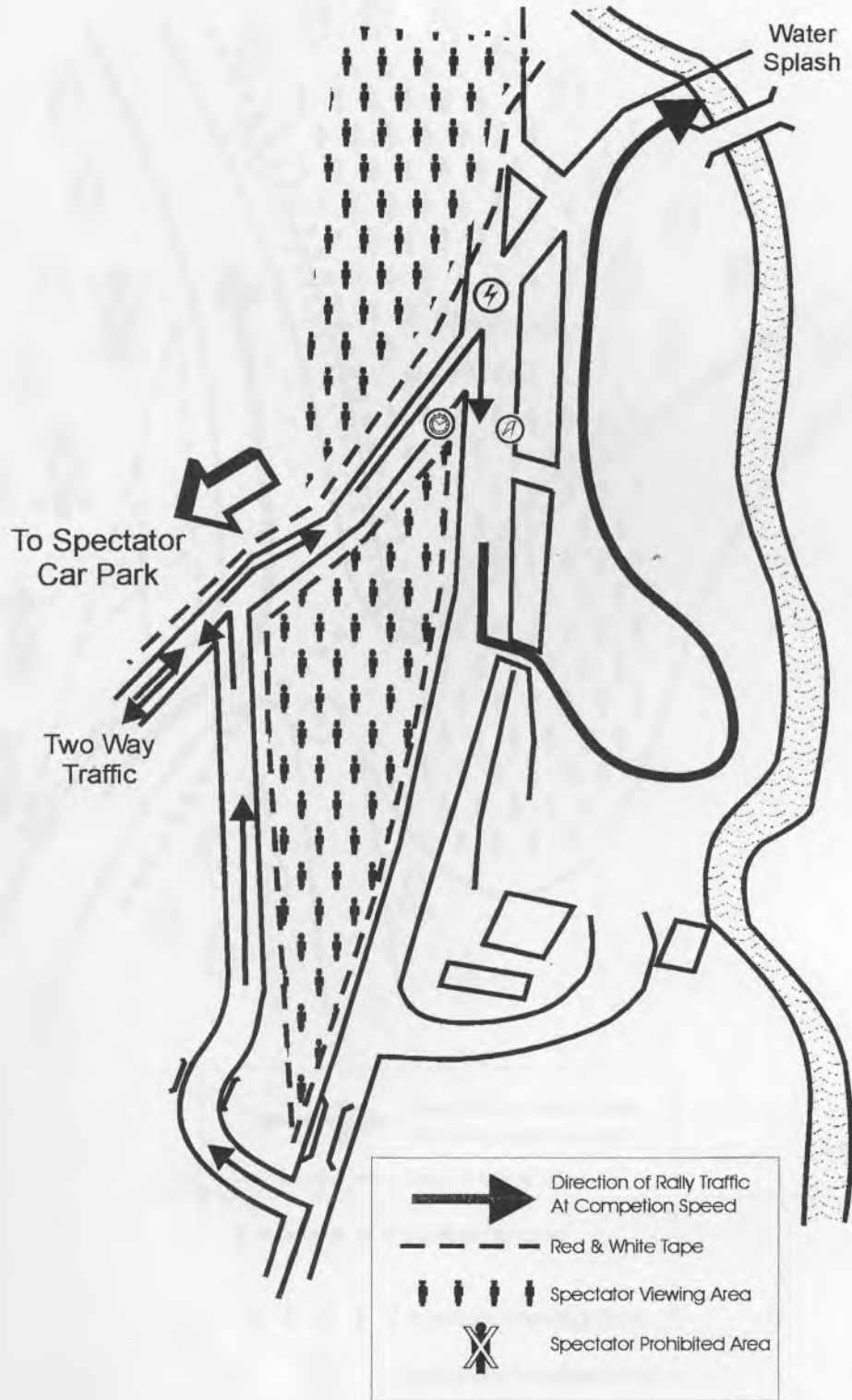
Spectator Areas Sweet Lamb Service Area



BULLDOG RALLY

Appendix 6 Cont'd

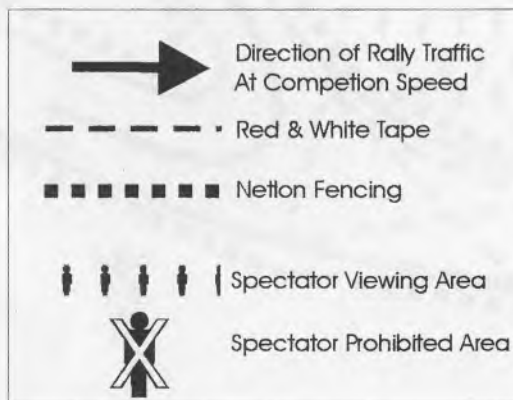
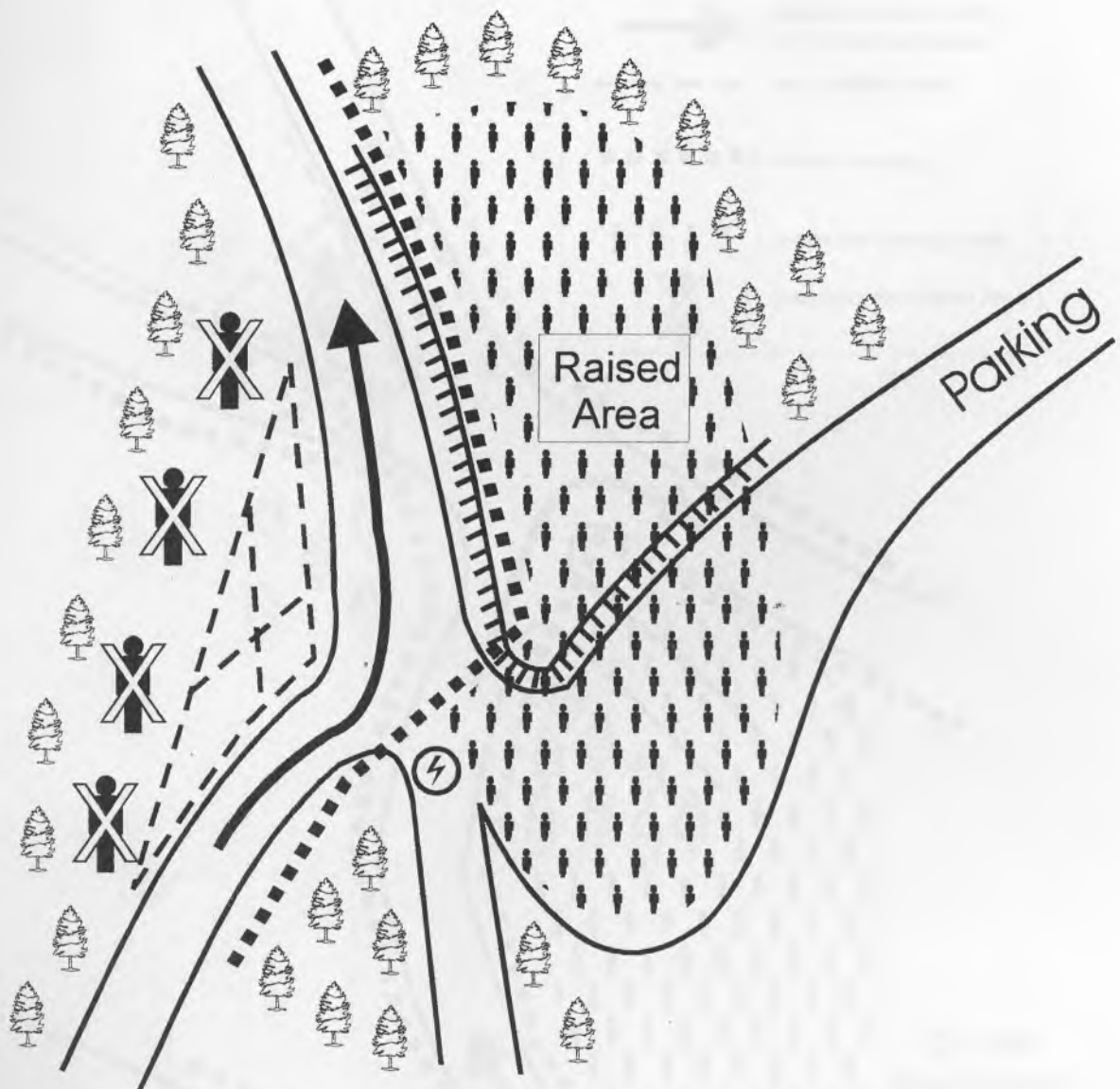
Sweet Lamb Area



BULLDOG RALLY

Appendix 6 Cont'd

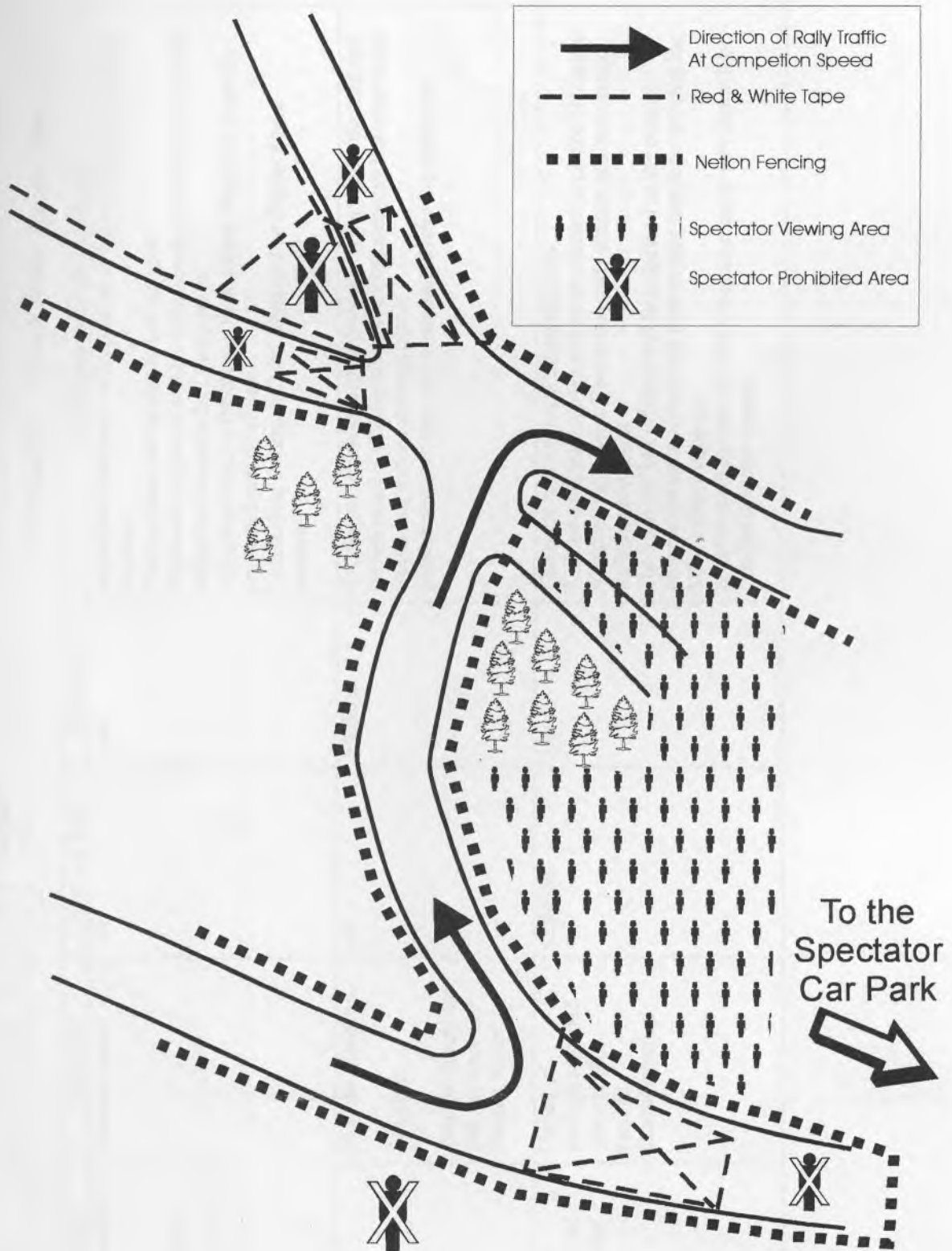
Dyfi Main Area



BULLDOG RALLY

Appendix 6 Cont'd

Dyfnant Area





Event Risk Assessment

Compiled by: Kevin J. Witton, Spectator Safety Officer

Activity	Hazard(s)	Who's at Risk	Risk Level	Precautions or Control Measures	Further Action
Albrighton Hall Hotel Event Headquarters	Personal Injury	All	Low	<p>A qualified contractor will install all office machinery utilised by the event.</p> <p>Trailing wires will be minimised or taped</p> <p>HQ event equipment will be tidily stored and monitored by event official in charge of the Headquarters.</p> <p>All rooms hired by the event will be locked when not in use for prolonged periods of time.</p> <p>"Authorised Personnel Only" signs will be display where necessary.</p>	
Catering	<p>Hygiene Standards</p> <p>Fire risks</p> <p>Personal Injury due to Hot Surfaces and Boiling Water</p>	All	Medium	<p>Catering concessions will be provided by reputable, licensed and known vendors who are subject to local authority Environmental Health Inspections and regulations</p> <p>Food preparation area will be separated from the public area</p>	
Officials Carrying Out Their Duties	<p>Unsure of arrangements and procedures.</p> <p>Lack of Communication</p>	Officials	Low	<p>The event will use experienced officials.</p> <p>Task relevant information will be distributed to named officials in advance of the event. This will include contact information and incident procedures.</p> <p>The names of key officials will be published on the contact information sheet and all will have at least one radio utilising the MSA safety frequency.</p> <p>Specific arrangements for contacting emergency services will be detailed in safety manual</p>	

Appendix 7

Activity	Hazard(s)	Who's at Risk	Risk Level	Precautions or Control Measures	Further Action
Suitability of Competing Vehicles / Adequacy of Safety Equipment	Personal injury including death due to impact	Competitors	Medium	Vehicles must comply with "Road Vehicle Construction and Use" legislation and "Road Vehicle Lighting" legislation. All competing vehicles will be inspected before the event by a qualified MSA scrutineer to ensure its compliance with MSA regulations. All personal protective equipment of the competing crew will be inspected for MSA regulations' compliance. Significant hazards at venues will be removed or competing crews will be advise in writing of the location of such hazards.	
Special Stage Set-up	Personal Injury Fatigue Hypothermia	Set-Up Officials	Medium	Experienced Asst. Clerk of Course will supervise special stage set-up activities Experienced set-up officials will be employed Set-up officials will take Regular breaks Telephone / Radio Communications will be employed by the set-up officials before and during the event.	
Marshals	Personal Injury including death from impact by vehicle or debris Fatigue Hypothermia Assault by spectator	Officials	Medium	The event will be run in accordance with MSA regulations Radio and Marshalling locations will be sited to minimise the risk from competing vehicles. Experienced stage commanders or area coordinators will supervise or delegate supervision of all marshals under their control. Marshals will wear high visibility tabards or jackets supplied by themselves or the event. Fatigue will be kept to a minimum by utilising stages only once. Marshals will be advised to wear the appropriate clothing for the conditions and time of year. Experienced marshals will be allocated to spectator areas	
Marshals Contd.... Rally Stages (General)	Personal Injury from a number of sources including flying stones, Rally car incidents and Spectators walking on Stage	All	Medium	The event can only take place after an MSA permit is issued The event will be organised in accordance with MSA regulations, including the layout of stages, prohibited areas etc. Adequate emergency personnel and radio operators allocated to each stage, including response vehicles, safety marshals, doctors etc. The organisers of the event will encourage spectators to attend designated spectator areas. This will be achieved through event	

Appendix 7

Activity	Hazard(s)	Who's at Risk	Risk Level	Precautions or Control Measures	Further Action
Rally Stages – Forestry Commission land	As general plus log piles and Forestry Plant and equipment	All	low	<p>publicity material i.e. spectator programme and website Spectator fencing will be erected at a safe distance from the stage route.</p> <p>Spectators will be given a free leaflet about the hazards of rally car behaviour when entering spectator area.</p> <p>Signage will be used to indicate prohibited and dangerous areas</p> <p>Competitors will be issued with information about the stage route, track surface and location of recognised hazards.</p> <p>Tracks and openings along the special stage route that could incorrectly read as the stage route will be taped off.</p>	
Emergency Services Procedures	Lack of knowledge to respond to situation	All	Low/Medium	<p>Where practicable the route of the special stage will avoid locations of timber extraction and storage.</p> <p>Where timber storage cannot be avoided log piles will be taped and competitors advised in writing of their location.</p> <p>Emergency Services procedures and evacuation procedures will be detailed in safety manual.</p>	
Fire Precautions Special Stages	Personal injury including death Forestry Fires Panic Damage to Property	All	Low	<p>The planned date of event will minimise the risk of forestry fires. The Emergency Services will be informed that the event will be taking place.</p> <p>Marshals will guide spectators and competitors away from incident.</p> <p>Radio Operators utilising MSA safety frequencies will be located at mandatory positions throughout the special stages.</p> <p>Fire Extinguishers sited at the start and finish of stage</p> <p>Response and competing vehicles will carry extinguishers in accordance with MSA regulations</p> <p>Specific Arrangements for contacting Emergency Services will be detailed in the event safety manual</p>	
Vehicle and Pedestrian Access to Stages	Personal Injury and damage to vehicles	Officials, Spectators and Press	Low	<p>Spectator Traffic and Pedestrian spectators will be segregated where possible from competition traffic.</p> <p>Where possible the event will employ one way systems for competing traffic entering and exiting special stages. If this is not possible the competing crew will be advise the location of two way traffic.</p> <p>Speed limits will be employed to reduce the risk where practical.</p> <p>Road signage will be employed to direct spectators, service</p>	

Appendix 7

Activity	Hazard(s)	Who's at Risk	Risk Level	Precautions or Control Measures	Further Action
Adverse Weather	Personal Injury	All	Medium	vehicles, Competing Vehicles and management vehicles to the designated locations. Spectator Parking will be available at designated stage locations. Event publicity (Programme, website) will advise individual to wear appropriate clothing. Medical facilities available at all Special Stages	
Crowd Management at Special Stages	Attempts to gain access to prohibited areas	Spectators	Low	Event publicity will advise the special stages that have designated spectator areas. Fencing, Taping and correct signage will be erected at spectator area to define the bounds of that area.	
Children at Special Stages	Personal Injury including Death	Children	Medium	Children under 16 will not allowed to act as officials in accordance with MSA regulations. A responsible adult must accompany any spectator under 16.	
First Aid Facilities	Dealing with Medical incidents	All	Medium	The facilities arranged for by the event organisers will be in accordance with MSA regulations. In accordance with MSA regulations the required number of Recovery, Rescue and Paramedic/Doctors will be in attendance on each special stage Additional first aid facilities staffed by St John's will be available at service area's	
Drug and Alcohol abuse	Reduced perception and reaction time A few spectators may become aggressive and violent	All	Low	All officials and competitors will be subject to MSA regulations, including random testing by the Chief Medical Officer. No event authorised facilities will be available for spectators to purchase alcohol at special stages.	