

WELCOME TO THE

MIDLAND RALLY 1993

Organised By Wolverhampton & South Staffs Car Club

May we, The Organisers, take this opportunity to thank you for your co -  
operation and assistance on this years event.

CHIEF MARSHAL/CLERK OF COURSE/  
SECRETARY OF MEETING/STEWARDS/ALL SAFETY

Enclosed are details of safety measures for the forthcoming Midland Rally.

In addition to these details, which have been sent to all Officials whose names are enclosed, except Stage Commanders, all relevant County Services (Hospitals, Ambulance Authorities and Fire Services) have been informed of the fact that a Special Stage Motor Rally is taking place within their Counties on the 23rd October 1993.

Stage Commanders information will be supplied on the day of the event.

LIST OF RALLY OFFICIALS

Clerk Of Course	John Trevethick
Secretary Of Meeting	Christine Chick
Deputy Clerk Of Course	Gareth Thomas
Assistant Clerk Of Course	Ray Lloyd
Chief Medical Officer	Dr Ian Picton Robinson
* Safety Officer	Kevin Page
Assistant Safety Officer	Mervyn Johnson
Chief Marshal	Richard Felgate
* Telephone Contact : Upto 22nd October (0902) 756384	

IN ACCORDANCE WITH F.I.S.A. REGULATION FOR RALLY SAFETY, THE FOLLOWING INFORMATION HAS BEEN ISSUED TO :-

All Stage Commanders

All Stage Safety Officers

All Area Commanders

All Ambulance/Rescue Crews

All Doctors/Chief Medical Officer

All Recovery

All Fire Fighting Services  
(unless otherwise stated these will be combined with  
the rescue/recovery units)

INFORMATION :-

Time Table/Route

Safety Officials List

Incident Forms

Stage Maps C/W Junction Numbers

Radio Call Signs

R.V Points for County Ambulance/Fire Service

Entry List

EVENT COVER CONSISTS OF :-

3 Doctors + Chief Medical Officer

4 Rescue/Ambulance Vehicles

6 Recovery Vehicles

RADIO CALL SIGNS

RADIO CALL SIGN LIST - OFFICIALS AND CONTROLS

COURSE CAR ONE	(ASST C OF C-G.THOMAS)	AUTO WOLF ONE
CLERK OF COURSE	(J.TREVETHICK)	AUTO WOLF TWO
ASST CLERK OF COURSE	(R.LLOYD)	AUTO WOLF THREE
COURSE CLOSING CAR		AUTO WOLF FOUR
CHIEF MARSHAL	(R.FELGATE)	AUTO WOLF FIVE
SAFETY OFFICER	(K.PAGE)	AUTO WOLF SIX
C.M.O.	(DR I PICTON ROBINSON)	AUTO MOMO 25
ASST. SAFETY OFFICER	(MERVYN JOHNSON)	
SPECTATOR CAR 1	(FOREST STAGES)	AUTO SPEC ONE

AREA CONTROLLERS:

DYFNANT	(J.CORNES)	AUTO WOLF ELEVEN
DYFI MAIN	(JOHN CORNES)	AUTO WOLF TEN
PANTPERTHOG	(P.JONES)	AUTO WOLF NINE
DYFI COMPLEX	(A.PICKERING)	AUTO WOLF EIGHT

RADIO CONTROLS:

DYFI FOREST	(H.HICKEN)	AUTO CLIP CONTROL
DYFNANT	(D.ALLESBROOK)	AUTO CLIP LINK
TIMEKEEPER	(D.CARDELL)	AUTO DELTA ROMEO

ANTICIPATED TIME SCHEDULE

			<u>CAR 1</u>
SS.1	Dyfnant 1	In	10.00

SERVICE DOLGELLAU

SS.2	Pantperthog 1	In	12.07
SS.3	Dyfi Main 1	In	12.27

SERVICE DOLGELLAU

SS.4	Pantperthog 2	In	14.08
SS.5	Dyfi Main 2	In	14.28
SS.6	Dyfnant 2	In	15.12

SAFETY UNIT ALLOCATION

<u>STAGE</u>	<u>RESCUE</u>	<u>RECOVERY</u>	<u>DOCTOR</u>
1/6 Dyfnant	Rover Rescue	Severn Rover 30	M.Norton
2/4 Pantperthog	Stoke Rescue	Rover 13 Rover 29	W.Cutherbertson
3/5 Dyfi	Clip 2	Rover 17 Rover 22	P.Bamber
<u>SERVICE</u>			
DOLGELLAU	Clip 3		

COUNTY AMBULANCE/FIRE SERVICE R.V POINTS

STAGE 1 & 6 - DYFNANT

Cann Office  
Llangadfan  
MAP REF : 125/013107

STAGE 2 & 4 - PANTPERTHO

Braich Goch Inn  
Corris  
MAP REF : 124/754075

STAGE 3 & 5 - DYFI MAIN

BRIGANDS INN  
MALLWYD  
MAP REF: 124/863125

DOLGELLAU SERVICE

Junction A470/A494  
MAP REF : 124/784180

IN THE EVENT OF FIRE SERVICES BEING REQUIRED THE STAGE COMMANDER SHOULD SEND A REPRESENTATIVE TO ESCORT THE FIRE SERVICES TO THE STAGE.

IMPORTANT

ALL PHONE CALLS FOR A REQUEST FOR COUNTY AMBULANCE/FIRE BRIGADE ARE TO BE MADE VIA A 999 CALL. THE OPERATOR MUST BE TOLD WHICH R V POINT THE AMBULANCE/FIRE BRIGADE IS TO ATTEND.

REMEMBER WE HAVE MORE THAN ONE RV POINT COVERING THE EVENT.

THE FOLLOWING ARRANGEMENTS FOR SAFETY HAVE BEEN MADE BY THE EVENT SAFETY OFFICER :-

Each Special Stage Has Been Allocated :

1. Stage Safety Officer
2. A Qualified Doctor.
3. An ambulance/s and/or rescue vehicle/s, dependant upon Stage location/length.
4. Event ambulance/rescue crew and special stage commanders have been given rendezvous points with County Ambulance and Fire Services. These points are also known to the Event Organisers and Radio personnel.
5. A recovery vehicle.
6. A fire fighting vehicle (this may combine with the rescue/recovery vehicle).
7. All the above personnel have been given stage diagrams, for their relevant stages, in order to minimise the amount of time taken to attend any incidents.
8. County Ambulance and Fire Services have been notified that a motor rally is taking place within their boundaries and also of the rendezvous points that have been arranged. In addition, they have been informed that contact will be made by GPO landline and the rendezvous point they are to attend given.
9. County Hospitals have been informed that a motor rally is taking place in their area, and times of the event, also that Ambulance Authorities have been informed.
10. Back up arrangements have been made, should any facilities not materialise. Due to close proximity of most stages, emergency services from another stage would be able to assist without causing disruption to the event or standard of safety cover.  
  
The Event Safety will be at least one hour ahead of Car 1, in order to arrange any transfers that need to take place.
11. In the event of an incident taking place and needing County Ambulance Authorities to attend, stage personnel administering any treatment, will be instructed to inform those Authorities by means of a written form of any medication or treatment given.



SAFETY PLAN  
INCIDENT PROTOCOL

1. COMMUNICATIONS

The Start Radio Mobile notes the number of each car leaving the stage start and the car is again noted by mid-point Mobiles and by the Finish Mobile. It should therefore be simple to identify the zone where a car is located when reported missing by use of previous car number system.

If a car is noted missing in this way, following competing cars will be asked to watch for it as they traverse the stage. At this point all the Services should be readied in case positive confirmation of a crash/incident is received.

2. COMPETITORS SIGNAL

In the event of a car crashing, the crew (if able) should display the 'S.O.S' board to following competing cars only if they require medical attention.

3. REPORTING

The following crews on completing the stage, will report the sighting of an 'S.O.S' board by car number " x " at location " y " to the Finish Radio Mobile. Through the Radio Base Station this information must be transmitted urgently to the start.

4. COMMUNICATION

THE TRANSMISSION OF ACCIDENT REPORTS IS A PRIORITY AND SUCH TRANSMISSIONS ARE PREFACED WITH THE WORD "SAFETY" - ALL OTHER TRANSMISSIONS MUST CEASE.

The following minimum information should be passed to the start if at all possible :

- Car Number
- Exact Location
- Crew in/out of car

5. INVESTIGATION

The decision to investigate the incident lies with the Stage Commander : however if an 'S.O.S' board has been positively sighted, he would be unwise to ignore it.

Safety Services MUST NOT Act themselves on hearing of a possible incident.

The incident will be investigated by the following officials :

STAGE COMMANDER

In his own car - he should take with him at least one experienced marshal and leave the start in the hands of his Deputy.

DOCTOR

In his own car. Note that there may be two Doctors allocated to your stage and if this is the case then both Doctors must enter the stage, each in his own car. One of these vehicles will have a radio fitted so that the incident site can be patched to the network.

RESCUE UNIT/AMBULANCE

NO OTHER CARS MAY ENTER THE STAGE FROM NOW ON WITH THE EXCEPTION OF :

Clerk Of Course  
Asst. Clerk Of Course  
Chief Marshal  
Safety Officer  
Chief Medical Officer

6. RADIO

During the actual rescue operation, the Radio network must be kept fully informed of the progress via the Doctor's radio. The responsibility for this will fall to the Stage Commander or Senior Marshal at the scene. He should be able to give an accurate description of the extent of the incident, the progress of the rescue operation and an estimate of re-starting time.

7. RE-START

Once the incident has been dealt with, all vehicles return to the stage start via the public road. The Stage Commander must advise the start by radio and all vehicles will return by the same route.

ALL CARS - Competition and Official - must be accounted for before the stage is allowed to re-start.

8. DOCTOR

It may well be that patients need to be accompanied to hospital by a Doctor : The Doctor without the radio will go and the stage will still be medically covered. If there is only one Doctor at your stage then the Chief Medical Officer will return to assist in order that it may re-start promptly. If possible the Doctor who has left can return to the stage start later. The Doctor's car may be driven off the stage by his co-driver or a marshal but, no matter where it goes, it must be accounted for.

## MAJOR INCIDENT PROTOCOL

### 1. DEFINITION

When either the extent of the injuries and/or the number of injured patients is beyond the control of the stage's safety services, then a Major Incident Alert is called.

### 2. COMMUNICATIONS

The communications network will announce the Major Incident.

Once called the network will immediately contact :

Rally H.Q  
C.O.C  
Deputy C.O.C/Asst C.O.C.  
Safety Officer  
Chief Medical Officer  
Chief Marshal

### 3. RE-START

If a major incident cancels that stage then competitors still to enter the stage will be re-routed to the next stage using the alternative road book instructions.

### 4. SECURITY

No vehicles will be permitted to enter the stage once the Safety Services have left the start line.

EXCEPTIONS TO THIS RULE ARE :

Stewards  
C.O.C  
Deputy C.O.C/Asst C.O.C  
Safety Officer  
Chief Medical Officer  
Chief Marshal

They should be allowed into the stage without question.

As before all cars to be logged in and out of the stage.

5. TELEPHONE

The whereabouts of the nearest working telephone should be known. In a major incident it is imperative that the receiving hospital is in a state of informed readiness. Also the rescue personnel may need the help of local Ambulance and Fire Services.

The Radio Network - to - Rally H.Q - to - Hospital/Fire Station.

6. FIRE

If a fire is of greater proportions than manageable, the local Fire Brigade will be called. Given that this will take time, it is important that casualties are removed from the car whilst flames are under control.

7. BACK UP

By definition the Stage Safety Services require back up in a major incident. The Chief Medical Officer and the Safety Officer having been called automatically, they may also elect to divert one of their crews from another stage to assist.

MIDLAND RALLY  
INCIDENT REPORT

STAGE NO : .....

In the event of an incident on your stage, please fill in all the details in the spaces provided.

COMPETITOR NO : .....

VEHICLE TYPE : .....

REGISTRATION NO : .....

DRIVERS NAME : .....

CO-DRIVERS NAME : .....

DETAILS OF INCIDENT : .....

.....

.....

NATURE OF INJURIES ++ : .....

.....

ATTENDING MEDIC : .....

MEDICATION GIVEN++ : .....

HOSPITAL SENT : .....

++ If possible find out from attending Medic what treatment - Medication has been given, pass the information to County Ambulance Services when they arrive.

There is no need to fill in details of minor incidents, only those requiring medical attention are needed.

YOUR NAME HERE PLEASE : .....

Please Return To:

The Help Desk  
The Flash Centre  
Welshpool



RADIO CAR CHECKSHEET

DATE ..... NAME/CALLSIGN .....

STAGE..... LOCATION ..... TIME 1st CAR .....

																					TOTAL	
																						10
																						20
																						30
																						40
																						50
																						60
																						70
																						80
																						90
																						100
																						110
																						120
																						130
																						140
																						150
																						160
																						170
																						180
																						190
																						200

COURSE CARS	

Cars stopped in stage	
Car No.	Junc. No.

CIRCLE CAR No. ON THE CHART BELOW AS IT PASSES YOUR LOCATION

1	2	3	4	5	6	7	8	9	10	11	12	13	14	15	16	17	18	19	20
21	22	23	24	25	26	27	28	29	30	31	32	33	34	35	36	37	38	39	40
41	42	43	44	45	46	47	48	49	50	51	52	53	54	55	56	57	58	59	60
61	62	63	64	65	66	67	68	69	70	71	72	73	74	75	76	77	78	79	80
81	82	83	84	85	86	87	88	89	90	91	92	93	94	95	96	97	98	99	100
101	102	103	104	105	106	107	108	109	110	111	112	113	114	115	116	117	118	119	120
121	122	123	124	125	126	127	128	129	130	131	132	133	134	135	136	137	138	139	140
141	142	143	144	145	146	147	148	149	150	151	152	153	154	155	156	157	158	159	160
161	162	163	164	165	166	167	168	169	170	171	172	173	174	175	176	177	178	179	180
181	182	183	184	185	186	187	188	189	190	191	192	193	194	195	196	197	198	199	200

LAST 3 CAR Nos. \_\_\_\_\_ Time of last Car \_\_\_\_\_

TOTAL NUMBER OF CARS THIS STAGE \_\_\_\_\_

# RADIO CAR CHECKSHEET

DATE ..... NAME/CALLSIGN .....

STAGE..... LOCATION ..... TIME 1st CAR .....

										TOTAL
										10
										20
										30
										40
										50
										60
										70
										80
										90
										100
										110
										120
										130
										140
										150
										160
										170
										180
										190
										200

COURSE CARS

Cars stopped in stage	
Car No.	Junc. No.

CIRCLE CAR No. ON THE CHART BELOW AS IT PASSES YOUR LOCATION

1	2	3	4	5	6	7	8	9	10	11	12	13	14	15	16	17	18	19	20
21	22	23	24	25	26	27	28	29	30	31	32	33	34	35	36	37	38	39	40
41	42	43	44	45	46	47	48	49	50	51	52	53	54	55	56	57	58	59	60
61	62	63	64	65	66	67	68	69	70	71	72	73	74	75	76	77	78	79	80
81	82	83	84	85	86	87	88	89	90	91	92	93	94	95	96	97	98	99	100
101	102	103	104	105	106	107	108	109	110	111	112	113	114	115	116	117	118	119	120
121	122	123	124	125	126	127	128	129	130	131	132	133	134	135	136	137	138	139	140
141	142	143	144	145	146	147	148	149	150	151	152	153	154	155	156	157	158	159	160
161	162	163	164	165	166	167	168	169	170	171	172	173	174	175	176	177	178	179	180
181	182	183	184	185	186	187	188	189	190	191	192	193	194	195	196	197	198	199	200

LAST 3 CAR Nos. \_\_\_\_\_ Time of last Car \_\_\_\_\_

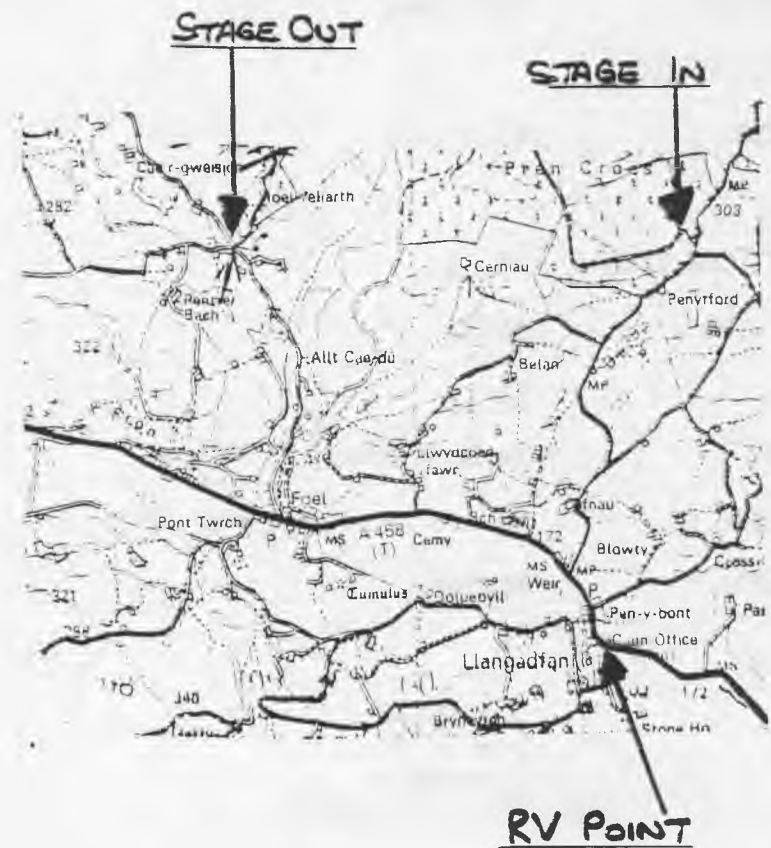
TOTAL NUMBER OF CARS THIS STAGE \_\_\_\_\_



# MIDLAND RALLY

## STAGE 1 DYFNANT 1

---



SAFETY COVER

STAGE : 1 - DYFNANT

START MAP REF : 125/019133

AREA CONTROLLER : Jim Cornes

STAGE COMMANDER : Mike Ward

STAGE SAFETY OFFICER :

RADIO CONTROL : Clip Link

SAFETY UNIT DUE TIME : 08.30

CAR 1 DUE TIME : 10.00

LOCATION : Start

RESCUE : Rover Rescue

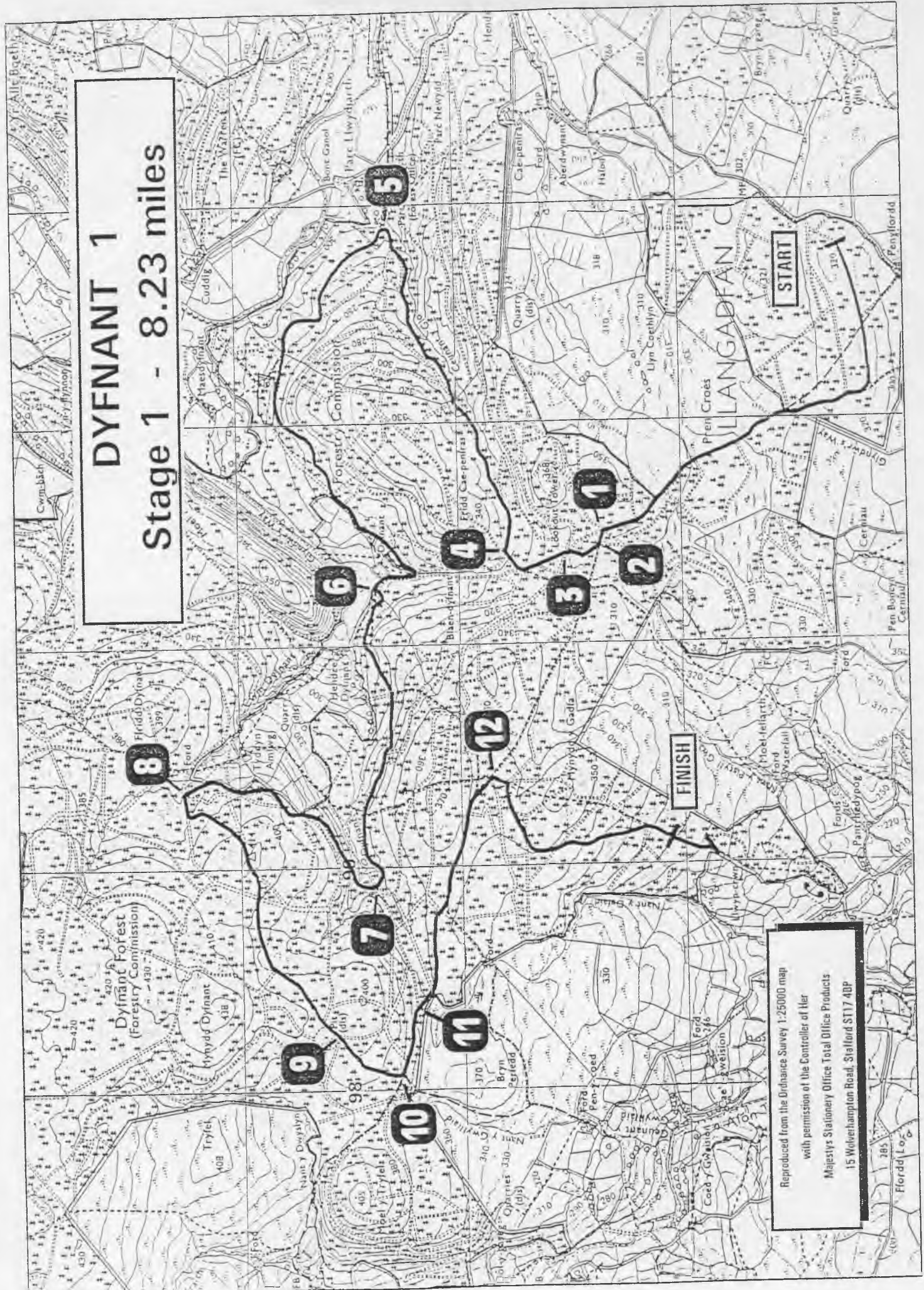
RECOVERY : Severn Recovery/Rover 30

DOCTOR : Norton

R.V.POINT  
Cann Office  
Llangadfan  
MAP REF : 125/013107

# DYFNANT 1

## Stage 1 - 8.23 miles

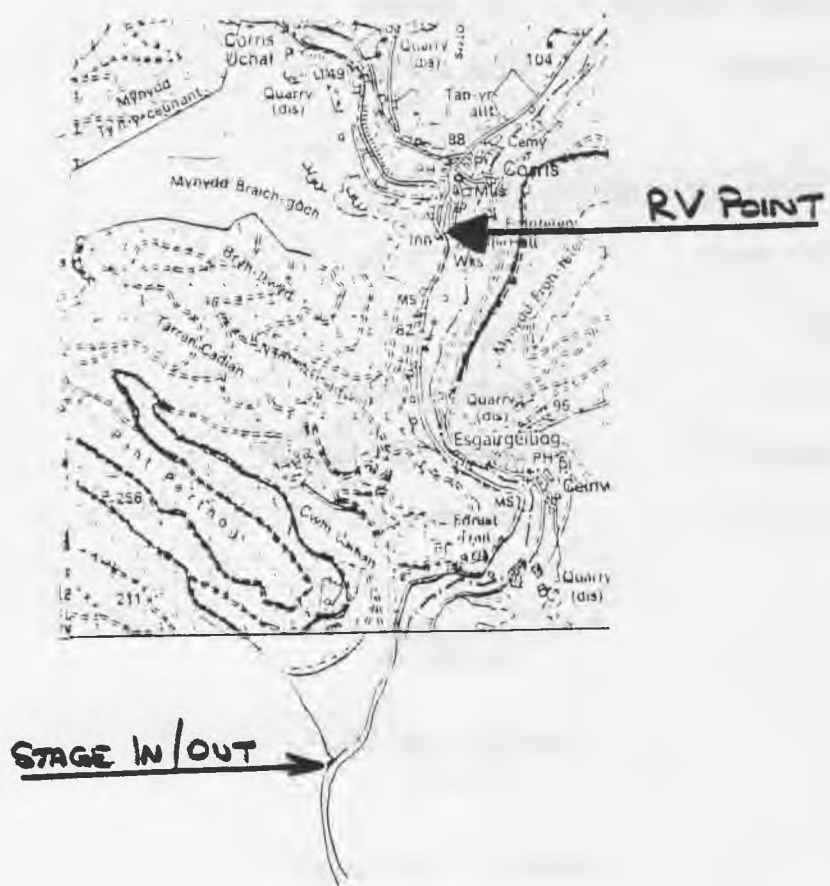


Reproduced from the Ordnance Survey 1:25000 map  
with permission of the Controller of Her  
Majestys Stationery Office Total Office Products  
15 Wolverhampton Road, Stafford ST17 4BP

# MIDLAND RALLY

## STAGE 2 & 4 PANTPERTHOG

---



SAFETY COVER

STAGE : 2 & 4 - PANTPERTHOG

START MAP REF : 135/748043  
AREA CONTROLLER : Phil Jones  
STAGE COMMANDER : Lloyd Bell  
STAGE SAFETY OFFICER : Ian Jarrett  
RADIO CONTROL : Clip Control

SAFETY UNIT DUE TIME : 10.40  
CAR 1 DUE TIME : 12.07/14.08

LOCATION : Start  
RESCUE : Stoke Rescue  
RECOVERY : Rover 13/Rover 29  
DOCTOR : Cuthbertson

R.V.POINT

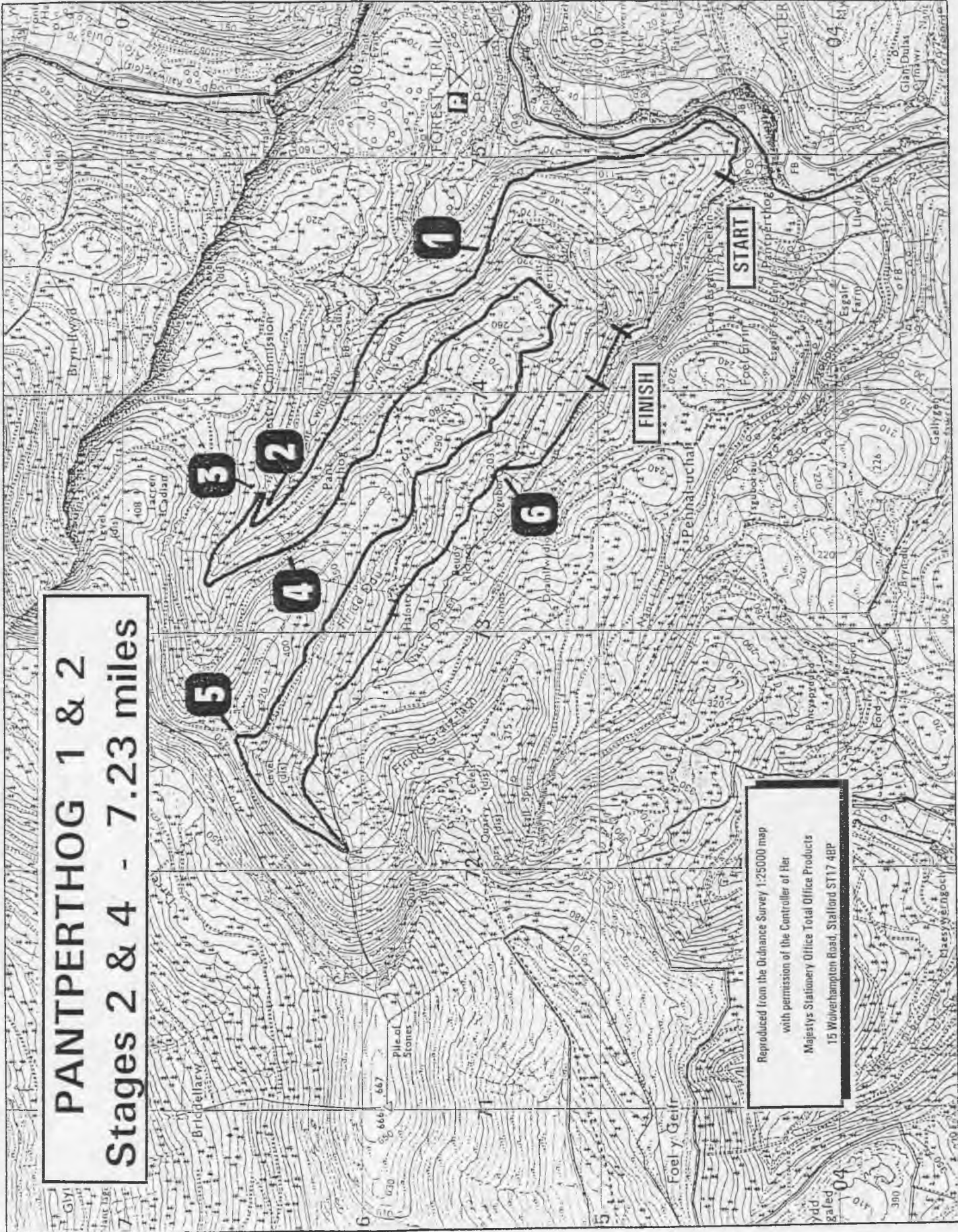
Braich Goch Inn  
Corris

MAP REF : 124/754075



# PANTPERTHOG 1 & 2

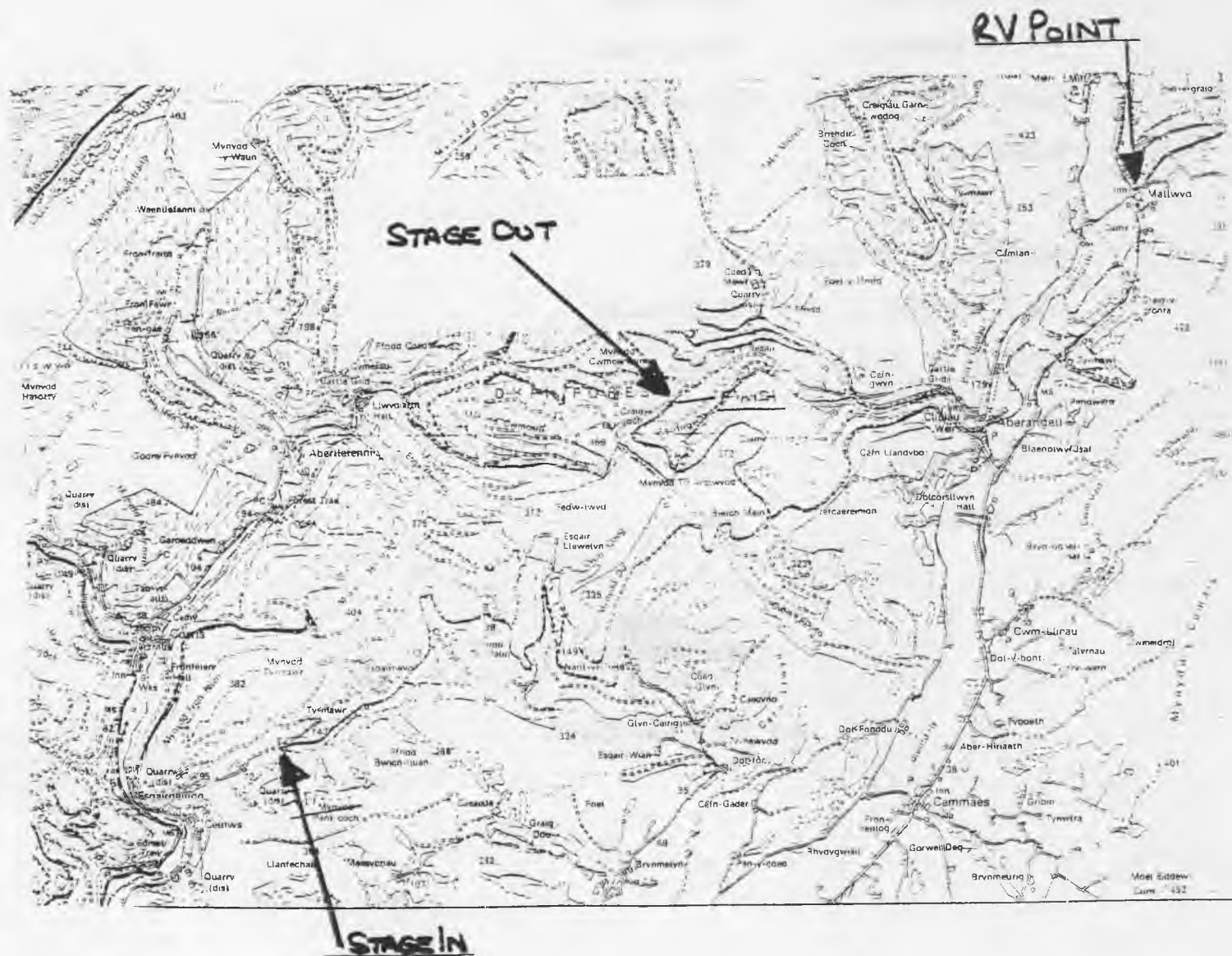
## Stages 2 & 4 - 7.23 miles



Reproduced from the Ordnance Survey 1:25000 map  
 with permission of the Controller of Her  
 Majesty's Stationery Office Total Office Products  
 15 Wolverhampton Road, Stafford ST17 4BP

# MIDLAND RALLY

## STAGE 3 & 5 DYFI MAIN



SAFETY COVER

STAGE : 3 & 5 - DYFI MAIN

START MAP REF : 124/757060  
AREA CONTROLLER : John Cornes  
STAGE COMMANDER : Martin Neald  
STAGE SAFETY OFFICER : Duncan Wilde  
RADIO CONTROL : Clip Control

SAFETY UNIT DUE TIME : 11.00  
CAR 1 DUE TIME : 12.27/14.28

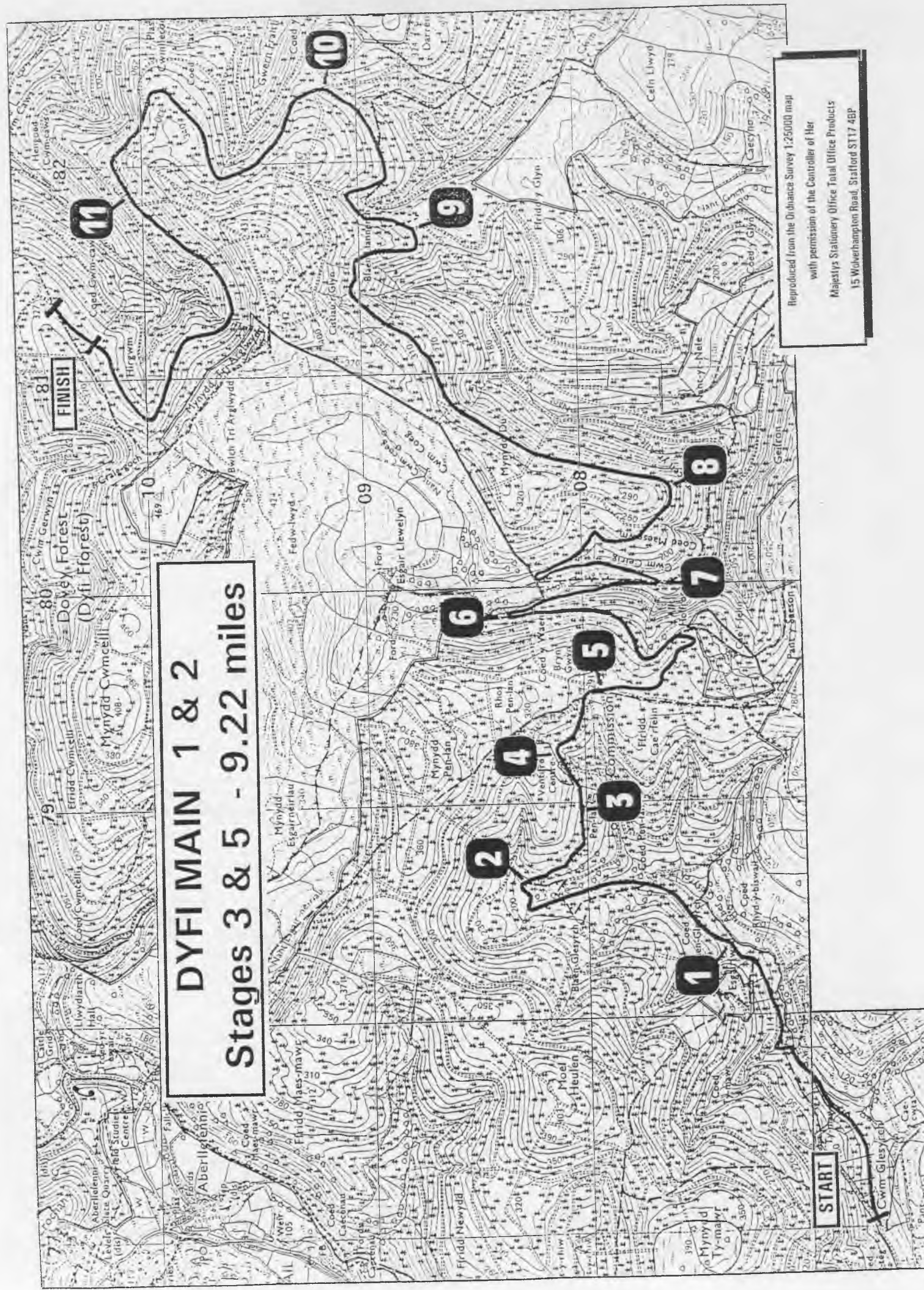
LOCATION : Start

RESCUE : Clip 2  
RECOVERY : Rover 17/Rover 22  
DOCTOR : Bamber

R.V. POINT  
BRIGANDS INN MALLWYD  
MAP REF:124/863125



**DYFI MAIN 1 & 2**  
**Stages 3 & 5 - 9.22 miles**



Reproduced from the Ordnance Survey 1:25000 map  
with permission of the Controller of Her  
Majesty's Stationery Office Total Office Products  
15 Wolverhampton Road, Stafford ST17 4BP

**START**

**FINISH**

# MIDLAND RALLY

## STAGE 6 DYFNANT 2

---



SAFETY COVER

STAGE : 6 - DYFNANT

START MAP REF : 124/988133  
AREA CONTROLLER : Jim Cornes  
STAGE COMMANDER : Mike Ward  
STAGE SAFETY OFFICER : T.B.A.  
RADIO CONTROL : Clip Link  
  
SAFETY UNIT DUE TIME : 14.00  
CAR 1 DUE TIME : 15.12  
LOCATION : Start  
RESCUE : Rover Rescue  
RECOVERY : Severn Recovery/Rover 30  
DOCTOR : Norton

R.V.POINT

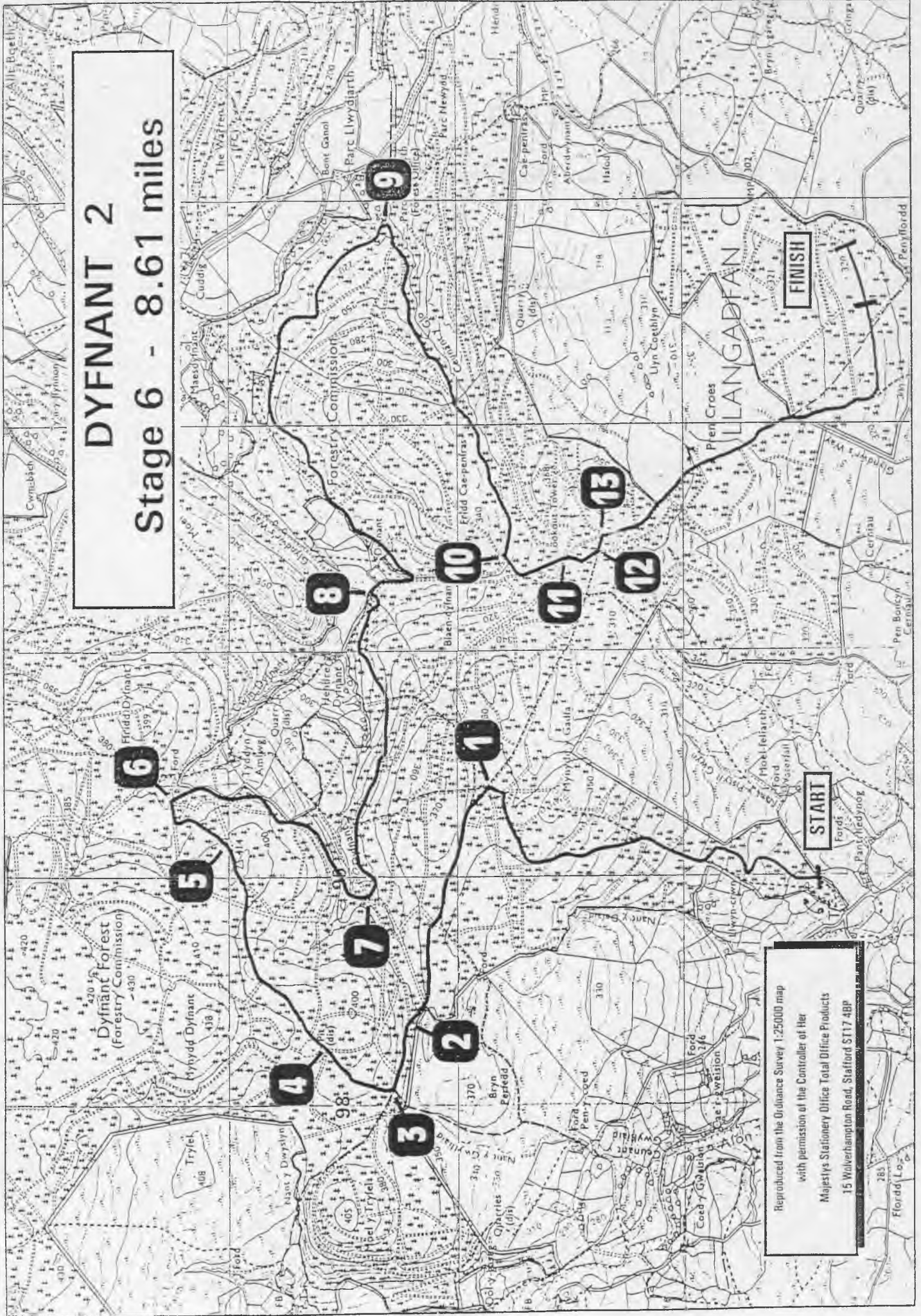
Cann Office  
Llangadfan

MAP REF : 125/013107



# DYFNANT 2

## Stage 6 - 8.61 miles



Reproduced from the Ordnance Survey 1:25000 map  
with permission of the Controller of Her  
Majestys Stationery Office Total Office Products  
15 Wolverhampton Road, Stafford ST17 4BP

SAFETY COVER

MAP REFERENCE      124/736182

R.V.POINT

Junction A470/A494

MAP REF : 124/735181

# MIDLAND RALLY

## SERVICE DOLGELLAU

---

